

DANIELA FERNANDEZ – Nevada City City Council
SUSAN HOEK – Nevada County Board of Supervisors
TOM IVY – Grass Valley City Council, Vice Chair
ED SCOFIELD – Nevada County Board of Supervisors, Chair
JAY STRAUSS – Member-At-Large
DUANE STRAWSER – Member-At-Large
JAN ZABRISKIE – Town of Truckee



MICHAEL WOODMAN, Executive Director
AARON HOYT, Deputy Executive Director

Grass Valley • Nevada City

Nevada County • Truckee

REGULAR TELECONFERENCE MEETING AGENDA

A regular meeting of the Nevada County Transportation Commission (NCTC) will be held on
Wednesday, November 8, 2023 at 2:30 p.m.

at the following locations:

Grass Valley City Hall Council Chambers
125 East Main Street, Grass Valley, California

Video Conferencing located at the
Truckee Town Hall, Trout Creek Room
10183 Truckee Airport Rd, Truckee, CA 96161

To join the Zoom meeting on your computer or mobile device:

<https://us02web.zoom.us/j/2869133292?pwd=MXlFcmZ5QnNPZGJCSm93WEhJbUs4UT09>

Meeting ID: **286 913 3292** Online Password: **Rona530**

To join the Zoom meeting by phone:

+1 669 900 6833 or +1 346 248 7799 or +1 253 215 8782.

International numbers available: <https://us02web.zoom.us/j/2869133292?pwd=MXlFcmZ5QnNPZGJCSm93WEhJbUs4UT09>

Meeting ID: **286 913 3292** Phone Password: **4181337**

PUBLIC COMMENT:

Written Comments: You are welcome to submit written comments to the Commission via email. Please send your comments to nctc@nccn.net. Please include the words **Public Comment** and the **meeting date and a brief title and/or agenda item number** in the subject line, and limit your word count to 400 words. Comments will be accepted through the public comment period and individual agenda discussion items during the meeting.

Oral Comments: Please come to the podium, or use the Zoom **“Raise Hand”** feature, when the agenda item number and subject matter are announced. For items not on the agenda, please comment during the Public Comment time. When recognized, please provide your name and address for the record. The Chair may limit any individual to 3 minutes, and may limit the total time allocated for Public Comment to a minimum of 15 minutes. Time to address the Commission will be allocated based on the number of requests received. Not all members may be allowed to speak if the total time allotted expires.

Phone attendees: **Press *9 to Raise Hand**

Meetings are conducted in accordance with the Ralph M. Brown Act, California Government Code Section 54950, *et seq.*

The Commission welcomes you to its meeting. Your opinions and suggestions are encouraged. These meeting rooms are accessible to people with disabilities. In compliance with Section 202 of the Americans with Disabilities Act of 1990, and in compliance with the Ralph M. Brown Act, anyone requiring reasonable accommodation to participate in the meeting, including auxiliary aids or services, should contact the NCTC office at (530) 265-3202 at least 72 hours in advance of the meeting.

REGULAR MEETING: 2:30 p.m.

STANDING ORDERS: Call the Meeting to Order, Pledge of Allegiance, Roll Call

PUBLIC COMMENT

CONSENT ITEMS: All matters listed are to be considered routine and noncontroversial by the Commission. There will be no separate discussion of these items unless, before the Commission votes on the motion to adopt, a Commissioner, a staff member, or an interested party requests that a specific item be removed.

Adopt Consent Items by roll call vote.

1. [Financial Reports:](#)

July, August and September 2023

- Local Transportation Funds
- NCTC Administration/Planning Fund.
- Regional Transportation Mitigation Fee Program Fund.
- State Transit Assistance Fund.
- Regional Surface Transportation Program Fund.

2. [NCTC Minutes:](#) September 20, 2023 Meeting

Recommendation: Approve.

3. [Proposed 2024 NCTC Meeting Schedule:](#) See schedule.

Recommendation: Approve.

4. [Western Nevada County Regional Transportation Mitigation Fee \(RTMF\) Program Annual Report for FY 2022/23:](#) See staff report.

Recommendation: Approve.

ACTION ITEMS

- 5. [PUBLIC HEARING: FY 2023/24 Regional Transportation Improvement Program](#): See staff report.
Recommendation: Adopt Resolution **23-31** by roll call vote.

- 6. [Draft Allocation Plan for Senate Bill 125 Transit and Intercity Rail Capital Program / Zero Emission Transit Capital Program](#): See staff report.
Recommendation: Provide comments.

- 7. [Rural Induced Demand Study - Status Update](#): Presentation by DKS Associates. See staff report.
Recommendation: Provide comments.

INFORMATIONAL ITEMS

- 8. [Correspondence](#)
 - A. Malia M. Cohen, California State Controller, [Fiscal Year 2022-23 Fourth Quarter State of Good Repair Program Allocation](#), File 370.2.1, 9/14/2023.
 - B. Malia M. Cohen, California State Controller, [Fiscal Year 2022-23 Fourth Quarter State Transit Assistance Allocation](#), File 1370.0, 9/14/2023.
 - C. Nevada County Transportation Commission, [Comments on Informal Draft Guidelines for SB 125 Formula-Based Transit and Intercity Rail Capital Program & Zero Emission Transit Capital Program](#), File 200.1, 9/14/2023.

- 9. [Executive Director’s Report](#)

- 10. [Project Status Reports](#)
 - A. [Caltrans Project Report](#): Sam Vandell, Caltrans District 3 Project Manager, Nevada County.
 - B. [Truckee Tahoe Area Regional Transit Report](#) – Alfred Knotts, Transportation Program Manager for Town of Truckee

COMMISSION ANNOUNCEMENTS: Pursuant to Government Code Section 54954.2, Commission members and the Executive Director may make a brief announcement or report on his or her activities. They may also provide a reference to staff or other resources for factual information, request staff to report back

to the Commission at a subsequent meeting concerning any matter or take action to direct staff to place a matter of business on a future agenda.

SCHEDULE FOR NEXT REGULAR MEETING: January 24, 2024 at 10:00 am in the Grass Valley City Hall Council Chambers

ADJOURNMENT OF MEETING

This agenda was posted 72 hours in advance of the meeting at the Grass Valley City Hall, the Truckee Town Hall, the Nevada County Transportation Commission office, and on the Nevada County Transportation Commission website: <http://www.nctc.ca.gov>.

For further information, please contact staff at the Nevada County Transportation Commission, 101 Providence Mine Road, Suite 102, Nevada City, CA 95959; (530) 265-3202; email: nctc@nccn.net

DANIELA FERNANDEZ – Nevada City City Council
SUSAN HOEK – Nevada County Board of Supervisors
TOM IVY – Grass Valley City Council
ED SCOFIELD – Nevada County Board of Supervisors, Chair
JAY STRAUSS – Member-At-Large
DUANE STRAWSER – Member-At-Large
JAN ZABRISKIE – Town of Truckee



MICHAEL WOODMAN, Executive Director
AARON HOYT, Deputy Executive Director

Grass Valley • Nevada City

Nevada County • Truckee

2023 NCTC MEETING SCHEDULE

JANUARY 25, 2023 – Meeting canceled

MARCH 20, 2023

MAY 17, 2023

JULY 19, 2023

SEPTEMBER 20, 2023

NOVEMBER 8, 2023 - 2:30 p.m.

Meetings will be held at the Grass Valley City Council Chambers
at 9:45 a.m. unless noted otherwise

COMMONLY USED ACRONYMS
NEVADA COUNTY TRANSPORTATION COMMISSION (NCTC)

Updated 11-14-17

ADA	Americans with Disabilities Act	NADO	National Association of Development Organizations
ADT	Average Daily Trip	NCALUC	Nevada County Airport Land Use Commission
AIA	Airport Influence Area	NCBA	Nevada County Business Association
ALUC	Airport Land Use Commission	NCCA	Nevada County Contractors' Association
ALUCP	Airport Land Use Compatibility Plan	NCTC	Nevada County Transportation Commission
ATP	Active Transportation Program	NEPA	National Environmental Policy Act
CALCOG	California Association of Councils of Governments	NSAQMD	Northern Sierra Air Quality Management District
CalSTA	California State Transportation Agency	NSSR	North State Super Region
CAR	Concept Approval Report	O & D	Origin and Destination Study
CARB	California Air Resources Board	OWP	Overall Work Program
CCAA	California Clean Air Act	PA/ED	Project Approval and Environmental Documentation
CDBG	Community Development Block Grant	PCTPA	Placer County Transportation Planning Agency
CEQA	California Environmental Quality Act	PDT	Project Development Team
CIP	Capital Improvement Program	PE	Professional Engineer
CMAQ	Congestion Mitigation and Air Quality	PID	Project Initiation Document
CNEL	Community Noise Equivalent Level	PPM	Planning, Programming, and Monitoring
CSAC	California State Association of Counties	PS&E	Plans, Specifications, and Estimates
CSMP	Corridor System Management Plan	PSR	Project Study Report
CT	Caltrans	PTMISEA	Public Transportation Modernization Improvement & Service Enhancement Acct.
CTC	California Transportation Commission	PUC	Public Utilities Code
CTP	California Transportation Plan	RCRC	Rural County Representatives of California
CTS	Community Transit Services	RCTF	Rural Counties Task Force
CTSA	Consolidated Transportation Service Agency	RFP	Request For Proposal
DBE	Disadvantaged Business Enterprise	RIP	Regional Improvement Program
DPW	Department of Public Works	RPA	Rural Planning Assistance
EIR	Environmental Impact Report	RSTP	Regional Surface Transportation Program
EIS	Environmental Impact Statement (U.S. Federal law)	RTAP	Rural Transit Assistance Program
EPA	Environmental Protection Agency	RTIP	Regional Transportation Improvement Program
ERC	Economic Resource Council	RTMF	Regional Transportation Mitigation Fee
FAA	Federal Aviation Administration	RTP	Regional Transportation Plan
FFY	Federal Fiscal Year	RTPA	Regional Transportation Planning Agency
FHWA	Federal Highway Administration	RTTPC	Resort Triangle Transportation Planning Coalition
FONSI	Finding Of No Significant Impact	R/W	Right-of-Way
FSTIP	Federal Statewide Transportation Improvement Program	SACOG	Sacramento Area Council of Governments
FTA	Federal Transit Administration	SDA	Special Development Areas
FTIP	Federal Transportation Improvement Program	SHA	State Highway Account
GIS	Geographic Information Systems	SHOPP	State Highway Operations and Protection Program
HPP	High Priority Project (Mousehole)	SSTAC	Social Services Transportation Advisory Council
HSIP	Highway Safety Improvement Program	STA	State Transit Assistance
INFRA	Infrastructure for Rebuilding America	STIP	State Transportation Improvement Program
IRRS	Interregional Road System	STP	Surface Transportation Program
IIP	Interregional Improvement Program	TAC	Technical Advisory Committee
ITE	Institute of Transportation Engineers	TART	Tahoe Area Regional Transit
ITIP	Interregional Transportation Improvement Program	TDA	Transportation Development Act
ITMS	Intermodal Transportation Management System	TDM	Transportation Demand Management
ITS	Intelligent Transportation Systems	TDP	Transit Development Plan
ITSP	Interregional Transportation Strategic Plan	TIGER	Transportation Investments Generate Economic Recovery (Funds)
JPA	Joint Powers Agreement	TIP	Transportation Improvement Program
LAFCO	Local Agency Formation Commission	TNT/TMA	Truckee-North Tahoe Transportation Management Association
LCTOP	Low Carbon Transit Operations Program (Truckee)	TRPA	Tahoe Regional Planning Agency
LOS	Level Of Service	TSC	Transit Services Commission
LTF	Local Transportation Fund	TTALUC	Truckee Tahoe Airport Land Use Commission
MAP-21	Moving Ahead for Progress in the 21 st Century	VMT	Vehicle Miles Traveled
MOU	Memorandum of Understanding		
MPO	Metropolitan Planning Organization		
MTC	Metropolitan Transportation Commission		

**Nevada County Transportation Commission
Monthly Financial Report 2023/24**

JULY

TOWN OF TRUCKEE (5805) LTF
16.56%

Cash Balance 7/1/23	\$766,380.04
Additions	\$61,938.87
Deductions	<u>\$0.00</u>
Cash Balance 7/31/23	\$828,318.91
 <u>Budget and Allocations</u>	
Fund Balance 6/30/23	\$887,943.46
Revenue Revised Findings Reso 23-07 5/17/23	<u>\$627,521.00</u>
AMOUNT TO BE ALLOCATED	\$1,515,464.46
 Total Amount of Approved Allocations	 <u>\$759,988.78</u>
BALANCE Available for Allocation	\$755,475.68

DATE/RESO	PROJECT	ALLOCATION	YTD ACTIVITY Accrual Basis	BALANCE
7/19/23 23-15	Transit/Paratransit Operations	\$759,988.78	\$0.00	\$759,988.78

**Nevada County Transportation Commission
Monthly Financial Report 2023/24**

JULY

PEDESTRIAN AND BIKE (5806) LTF

2.00%

Cash Balance 7/1/23	\$345,253.09
Additions	\$7,877.86
Deductions	<u>\$0.00</u>
Cash Balance 7/31/23	\$353,130.95

Budget and Allocations

Fund Balance 6/30/23	\$360,714.46
Revenue Revised Findings Reso 23-07 5/17/23	<u>\$81,420.00</u>
AMOUNT TO BE ALLOCATED	\$442,134.46

Total Amount of Approved Allocations	<u>\$0.00</u>
BALANCE Available for Allocation	\$442,134.46

DATE/RESO	PROJECT	ALLOCATION	YTD ACTIVITY	BALANCE
	No FY 23/24 Projects at this time	\$0.00	\$0.00	\$0.00
	TOTAL	\$0.00	\$0.00	\$0.00

**Nevada County Transportation Commission
Monthly Financial Report 2023/24**

JULY

NEVADA COUNTY (5807) LTF

66.73%

Cash Balance 7/1/23	\$3,445,652.55
Additions	\$243,376.26
Deductions	<u>\$2,998,053.16</u>
Cash Balance 7/31/23	\$690,975.65

Budget and Allocations

<u>Fund Balance 6/30/23</u>	\$3,923,311.42
Revenue Revised Findings Reso 23-07 5/17/23	<u>\$2,529,274.00</u>
AMOUNT TO BE ALLOCATED	<u>\$6,452,585.42</u>

Total Amount of Approved Allocations	<u>\$3,124,894.68</u>
BALANCE Available for Allocation	\$3,327,690.74

DATE/ RESO	PROJECT	ORIGINAL ALLOCATION	PRIOR YEARS EXPENDITURES	REMAINING ALLOCATION	YTD ACTIVITY Accrual Basis	BALANCE
7/19/23 23-12	FY 2023/24 Transit/Paratransit Operations	\$2,724,443.00	N/A	\$2,724,443.00	\$937,851.84	\$1,786,591.16
1/22/21 21-02	1/22/2021 - 1/21/2024 Reserved in the Fund Capital Purchase of 2 Buses & Equipment	\$2,460,653.00	\$2,060,201.32	\$400,451.68	\$0.00	\$400,451.68
	TOTAL	\$5,185,096.00	\$2,060,201.32	\$3,124,894.68	\$937,851.84	\$2,187,042.84

Nevada County Transportation Commission

Monthly Financial Report 2023/24

JULY

GRASS VALLEY (5808) LTF

13.39%

Cash Balance 7/1/23	\$58,051.47
Additions	\$49,322.90
Deductions	<u>\$0.00</u>
Cash Balance 7/31/23	\$107,374.37

Budget and Allocations

Fund Balance 6/30/23	\$154,854.34
Revenue Revised Findings Reso 23-07 5/17/23	<u>\$507,556.00</u>
AMOUNT TO BE ALLOCATED	\$662,410.34

Total Amount of Approved Allocations	<u>\$507,556.00</u>
BALANCE Available for Allocation	\$154,854.34

DATE/RESO	PROJECT	ALLOCATION	YTD ACTIVITY Accrual Basis	BALANCE
7/19/23 23-13	Transit/Paratransit Operations	\$507,556.00	\$0.00	\$507,556.00

**Nevada County Transportation Commission
Monthly Financial Report 2023/24**

JULY

NEVADA CITY (5809) LTF

3.32%

Cash Balance 7/1/23	\$13,966.73
Additions	\$12,076.27
Deductions	<u>\$0.00</u>
Cash Balance 7/31/23	\$26,043.00

Budget and Allocations

Fund Balance 6/30/23	\$37,668.04
Revenue Revised Findings Reso 23-07 5/17/23	<u>\$125,760.00</u>
AMOUNT TO BE ALLOCATED	\$163,428.04

Total Amount of Approved Allocations	<u>\$125,760.00</u>
BALANCE Available for Allocation	\$37,668.04

DATE/RESO	PROJECT	ALLOCATION	YTD ACTIVITY Accrual Basis	BALANCE
07/19/23 Reso 23-14	Transit/Paratransit Operations	\$125,760.00	\$0.00	\$125,760.00

**Nevada County Transportation Commission
Monthly Financial Report 2023/24**

JULY

COMMUNITY TRANSIT SERVICES (5810) LTF

5.00%

Cash Balance 7/1/23	\$153,855.08
Additions	\$19,300.75
Deductions	<u>\$0.00</u>
Cash Balance 7/31/23	\$173,155.83

Budget and Allocations

Fund Balance 6/30/23	\$191,735.42
Revenue Revised Findings Reso 23-07 5/17/23	<u>\$199,480.00</u>
AMOUNT TO BE ALLOCATED	\$391,215.42

Total Amount of Approved Allocations	<u>\$199,480.00</u>
BALANCE Available for Allocation	\$191,735.42

DATE/RESO	PROJECT	ALLOCATION	YTD ACTIVITY Accrual Basis	BALANCE
7/19/23 23-12	Nevada County Paratransit Operations	\$166,453.00	\$0.00	\$166,453.00
7/19/23 23-15	Truckee Paratransit Operations	\$33,027.00	\$0.00	\$33,027.00
	TOTAL	\$199,480.00	\$0.00	\$199,480.00

Nevada County Transportation Commission
Monthly Financial Report 2023/24

JULY NCTC Administration & Planning (6327)

Cash Balance 7/1/23	\$384,456.19
Additions	\$43,784.64
Deductions	\$172,251.65
Cash Balance 7/31/23	\$255,989.18

BUDGET: Estimated Revenue & Allocations

Fund Balance 6/30/23	\$550,597.30
Estimated Revenue	<u>\$2,101,794.41</u>
AVAILABLE FOR ALLOCATION	\$2,652,391.71
Total of Approved Allocations	<u>\$2,101,794.41</u>
BALANCE AVAILABLE FOR ALLOCATION	\$550,597.30

W.E.	DESCRIPTION	Allocation	YTD Activity Accrual Basis	Balance	% Expended
1.1	<u>General Services</u>				
	NCTC Staff	\$230,716.88	\$9,689.81	\$221,027.07	4.20%
	Indirect	\$36,890.39	\$4,510.41	\$32,379.98	12.23%
	Consultant Human Resources	\$5,000.00	\$0.00	\$5,000.00	0.00%
1.2	<u>Fiscal Administration</u>				
	NCTC Staff	\$258,059.08	\$11,815.57	\$246,243.51	4.58%
	Indirect	\$41,262.26	\$4,955.10	\$36,307.16	12.01%
	Fiscal Audit unallowable	\$53,045.00	\$0.00	\$53,045.00	0.00%
2.1	<u>Transportation Planning</u>				
	NCTC Staff	\$47,921.36	\$2,160.21	\$45,761.15	4.51%
	Indirect	\$16,906.46	\$1,747.64	\$15,158.82	10.34%
	Transportation Engineering	\$25,000.00	\$14,700.00	\$10,300.00	58.80%
	Local Agency	\$30,000.00	\$0.00	\$30,000.00	0.00%
	Traffic Counts	\$10,000.00	\$0.00	\$10,000.00	0.00%
2.1.1	<u>Regional Transportation Plan Update</u>				
	NCTC Staff	\$57,813.65	\$2,642.78	\$55,170.87	4.57%
	Consultant	\$144,997.82	\$0.00	\$144,997.82	0.00%
2.2	<u>Transportation Improvement Program</u>				
	NCTC Staff	\$41,915.19	\$2,120.93	\$39,794.26	5.06%
	Indirect	\$6,702.02	\$823.98	\$5,878.04	12.29%
2.3	<u>Transit & Paratransit Programs</u>				
	NCTC Staff	\$49,517.04	\$2,187.14	\$47,329.90	4.42%
	Indirect	\$14,855.55	\$1,301.11	\$13,554.44	8.76%
2.3.3	<u>Eastern Nevada County Transit Development Plan</u>				
	NCTC Staff	\$43,391.36	\$1,216.37	\$42,174.99	4.42%
	Consultant	\$75,000.00	\$0.00	\$75,000.00	8.76%
2.4	<u>Coordination of Regional Planning</u>				
	NCTC Staff	\$97,970.32	\$4,846.20	\$93,124.12	2.80%
	Indirect	\$30,777.33	\$2,809.35	\$27,967.98	0.00%
	Rural Counties Task Force	\$2,000.00	\$0.00	\$2,000.00	
	Statewide Local Streets & Roads Ass	\$750.00	\$0.00	\$750.00	4.95%
	State Advocacy	\$50,000.00	\$0.00	\$50,000.00	9.13%
	PCPTA Rail Study	\$5,735.00	\$0.00	\$5,735.00	
2.4.1	<u>Local Road Safety Plan (LRSP)</u>				
	NCTC Staff	\$1,309.41	\$0.00	\$1,309.41	0.00%
	Consultant	\$80,000.00	\$0.00	\$80,000.00	
2.4.2	<u>Airport Land Use Commission Planning & Reviews</u>				
	NCTC Staff	\$23,321.46	\$720.26	\$22,601.20	3.09%
	Consultant	\$15,000.00	\$0.00	\$15,000.00	0.00%
2.4.4	<u>RCTF Rural Induced Demand Study</u>				
	NCTC Staff	\$43,391.36	\$971.51	\$42,419.85	2.24%
	Consultant	\$125,000.00	\$0.00	\$125,000.00	0.00%
2.4.6	<u>ZEV Transition Plan for County of Nevada</u>				
	NCTC Staff	\$26,492.60	\$1,046.98	\$25,445.62	3.95%
	Consultant	\$230,000.00	\$0.00	\$230,000.00	0.00%
	Contingency	\$181,052.87	\$0.00	\$181,052.87	0.00%
TOTAL ALL WORK ELEMENTS		\$2,101,794.41	\$70,265.35	\$2,031,529.06	3.34%

Note: Totals may not equal addition of amounts in columns due to rounding.

**Nevada County Transportation Commission
Monthly Financial Report 2023/24**

JULY

REGIONAL TRANSPORTATION MITIGATION FEE FUND (6328)

Cash Balance 7/1/23	\$2,324,685.86
Additions	\$281,157.50
Deductions	\$0.00
Cash Balance 7/31/23	\$2,605,843.36

**RTMF REVENUES, INTEREST, AND EXPENDITURES
2000/01 - 2023/24**

JURISDICTION	COLLECTED/EXPENDED 2000/01 - 2022/23	COLLECTED/EXPENDED 2023/24	TOTAL COLLECTED/EXPENDED
Grass Valley	\$2,686,666.02	\$0.00	\$2,686,666.02
Nevada City	\$203,431.27	\$0.00	\$203,431.27
Nevada County	\$5,956,399.55	\$0.00	\$5,956,399.55
Total	\$8,846,496.84	\$0.00	\$8,846,496.84
Interest	\$280,560.46	\$0.00	\$280,560.46
Expenditures	\$6,811,216.01	\$0.00	\$6,811,216.01
TOTAL	\$2,315,841.29	\$0.00	\$2,315,841.29

RTMF ALLOCATIONS

DATE/RESO	PROJECT	ORIGINAL ALLOCATION	PRIOR YEARS EXPENDITURES	REMAINING ALLOCATION	EXPENDED YTD Accrual Basis	BALANCE
7/19/17 Reso 17-28	Grass Valley Dorsey Drive Interchange	\$4,386,462.84	\$1,419,732.73	\$2,966,730.11	\$0.00	\$2,966,730.11
5/18/22 Reso 22-16	NCTC RTMF Administration	\$5,000.00	\$0.00	\$5,000.00	\$0.00	\$5,000.00
TOTAL		\$4,391,462.84	\$1,419,732.73	\$2,971,730.11	\$0.00	\$2,971,730.11

**Nevada County Transportation Commission
Monthly Financial Report 2023/24**

JULY

STATE TRANSIT ASSISTANCE FUND (6357)

Cash Balance 7/1/23	\$4,692,375.46
Additions	\$0.00
Deductions	<u>\$0.00</u>
Cash Balance 7/31/23	\$4,692,375.46

Budget and Allocations

Fund Balance 6/30/23	\$5,054,020.46
Estimated STA Revenue	\$1,264,846.00
AMOUNT TO BE ALLOCATED	\$6,318,866.46

Total Approved Allocations	<u>\$105,188.22</u>
BALANCE Available for Allocation	\$6,213,678.24

DATE/RESO	PROJECT	ALLOCATION	YTD ACTIVITY Accrual Basis	BALANCE
7/19/23 23-12	Nevada County Transit/Paratransit Services	\$30,294.00	\$0.00	\$30,294.00
7/19/23 23-15	Truckee Transit/Paratransit Services	\$74,894.22	\$0.00	\$74,894.22
	TOTAL	\$105,188.22	\$0.00	\$105,188.22

**Nevada County Transportation Commission
Monthly Financial Report 2023/24**

JULY

REGIONAL SURFACE TRANSPORTATION PROGRAM FUND (6492)

Cash Balance 7/1/23	\$1,868,958.68
Additions	\$1,374,593.00
Deductions	<u>\$0.00</u>
Cash Balance 7/31/23	\$3,243,551.68
<u>Budget and Allocations</u>	
Fund Balance 6/30/23	\$3,225,032.11
Estimated RSTP Revenue	<u>\$0.00</u>
AMOUNT TO BE ALLOCATED	\$3,225,032.11
Total Amount of Approved Allocations	<u>\$2,105,313.66</u>
BALANCE Available for Allocation	\$1,119,718.45

DATE/RESO	PROJECT	ORIGINAL ALLOCATION	PRIOR YEARS EXPENDITURES	REMAINING ALLOCATION	YTD ACTIVITY Accrual Basis	BALANCE
5/15/19 19-11	Nev Co 2019/20 Shoulder Improvements Donner Pass Road	\$160,000.00	\$141,110.50	\$18,889.50	\$0.00	\$18,889.50
7/19/23 23-17	Nev Co 2023/24 General Maintenance	\$630,384.00	\$0.00	\$630,384.00	\$0.00	\$630,384.00
9/21/22 22-34	NCTC Project: 2022/23 Regional Transportation Plan Update	\$69,997.82	\$18,519.57	\$51,478.25	\$0.00	\$51,478.25
3/20/23 23-01	Grass Valley FY 2022/23 Annual Street Rehab	\$300,000.00	\$0.00	\$300,000.00	\$0.00	\$300,000.00
3/20/23 23-02	Truckee FY 2022/23 West River Project	\$1,104,561.91	\$0.00	\$1,104,561.91	\$0.00	\$1,104,561.91
	TOTAL	\$2,264,943.73	\$159,630.07	\$2,105,313.66	\$0.00	\$2,105,313.66

Nevada County Transportation Commission
Monthly Financial Report 2023/24
AUGUST

TOWN OF TRUCKEE (5805) LTF
16.56%

Cash Balance 8/1/23	\$828,318.91
Additions	\$59,624.55
Deductions	<u>\$0.00</u>
Cash Balance 8/31/23	\$887,943.46
 <u>Budget and Allocations</u>	
Fund Balance 6/30/23	\$887,943.46
Revenue Revised Findings Reso 23-07 5/17/23	<u>\$627,521.00</u>
AMOUNT TO BE ALLOCATED	\$1,515,464.46
 Total Amount of Approved Allocations	 <u>\$759,988.78</u>
BALANCE Available for Allocation	\$755,475.68

DATE/RESO	PROJECT	ALLOCATION	YTD ACTIVITY Accrual Basis	BALANCE
7/19/23 23-15	Transit/Paratransit Operations	\$759,988.78	\$0.00	\$759,988.78

Nevada County Transportation Commission

Monthly Financial Report 2023/24

AUGUST

PEDESTRIAN AND BIKE (5806) LTF

2.00%

Cash Balance 8/1/23	\$353,130.95
Additions	\$7,583.51
Deductions	<u>\$0.00</u>
Cash Balance 8/31/23	\$360,714.46

Budget and Allocations

Fund Balance 6/30/23	\$360,714.46
Revenue Revised Findings Reso 23-07 5/17/23	<u>\$81,420.00</u>
AMOUNT TO BE ALLOCATED	\$442,134.46

Total Amount of Approved Allocations	<u>\$0.00</u>
BALANCE Available for Allocation	\$442,134.46

DATE/RESO	PROJECT	ALLOCATION	YTD ACTIVITY	BALANCE
	No FY 23/24 Projects at this time	\$0.00	\$0.00	\$0.00
	TOTAL	\$0.00	\$0.00	\$0.00

Nevada County Transportation Commission
Monthly Financial Report 2023/24
AUGUST

NEVADA COUNTY (5807) LTF
66.73%

Cash Balance 8/1/23	\$690,975.65
Additions	\$234,282.61
Deductions	<u>\$0.00</u>
Cash Balance 8/31/23	\$925,258.26

Budget and Allocations

Fund Balance 6/30/23	\$3,923,311.42
Revenue Revised Findings Reso 23-07 5/17/23	<u>\$2,529,274.00</u>
AMOUNT TO BE ALLOCATED	<u>\$6,452,585.42</u>

Total Amount of Approved Allocations	<u>\$3,124,894.68</u>
BALANCE Available for Allocation	\$3,327,690.74

DATE/ RESO	PROJECT	ORIGINAL ALLOCATION	PRIOR YEARS EXPENDITURES	REMAINING ALLOCATION	YTD ACTIVITY Accrual Basis	BALANCE
7/19/23 23-12	FY 2023/24 Transit/Paratransit Operations	\$2,724,443.00	N/A	\$2,724,443.00	\$937,851.84	\$1,786,591.16
1/22/21 21-02	1/22/2021 - 1/21/2024 Reserved in the Fund Capital Purchase of 2 Buses & Equipment	\$2,460,653.00	\$2,060,201.32	\$400,451.68	\$0.00	\$400,451.68
	TOTAL	\$5,185,096.00	\$2,060,201.32	\$3,124,894.68	\$937,851.84	\$2,187,042.84

Nevada County Transportation Commission

Monthly Financial Report 2023/24

AUGUST

GRASS VALLEY (5808) LTF

13.39%

Cash Balance 8/1/23	\$107,374.37
Additions	\$47,479.97
Deductions	<u>\$0.00</u>
Cash Balance 8/31/23	\$154,854.34

Budget and Allocations

Fund Balance 6/30/23	\$154,854.34
Revenue Revised Findings Reso 23-07 5/17/23	<u>\$507,556.00</u>
AMOUNT TO BE ALLOCATED	\$662,410.34

Total Amount of Approved Allocations	<u>\$507,556.00</u>
BALANCE Available for Allocation	\$154,854.34

DATE/RESO	PROJECT	ALLOCATION	YTD ACTIVITY Accrual Basis	BALANCE
7/19/23 23-13	Transit/Paratransit Operations	\$507,556.00	\$0.00	\$507,556.00

**Nevada County Transportation Commission
Monthly Financial Report 2023/24**

AUGUST

NEVADA CITY (5809) LTF

3.32%

Cash Balance 8/1/23	\$26,043.00
Additions	\$11,625.04
Deductions	<u>\$0.00</u>
Cash Balance 8/31/23	\$37,668.04

Budget and Allocations

Fund Balance 6/30/23	\$37,668.04
Revenue Revised Findings Reso 23-07 5/17/23	<u>\$125,760.00</u>
AMOUNT TO BE ALLOCATED	\$163,428.04

Total Amount of Approved Allocations	<u>\$125,760.00</u>
BALANCE Available for Allocation	\$37,668.04

DATE/RESO	PROJECT	ALLOCATION	YTD ACTIVITY Accrual Basis	BALANCE
07/19/23 Reso 23-14	Transit/Paratransit Operations	\$125,760.00	\$0.00	\$125,760.00

**Nevada County Transportation Commission
Monthly Financial Report 2023/24**

AUGUST

COMMUNITY TRANSIT SERVICES (5810) LTF

5.00%

Cash Balance 8/1/23	\$173,155.83
Additions	\$18,579.59
Deductions	<u>\$0.00</u>
Cash Balance 8/31/23	\$191,735.42

Budget and Allocations

Fund Balance 6/30/23	\$191,735.42
Revenue Revised Findings Reso 23-07 5/17/23	<u>\$199,480.00</u>
AMOUNT TO BE ALLOCATED	\$391,215.42

Total Amount of Approved Allocations	<u>\$199,480.00</u>
BALANCE Available for Allocation	\$191,735.42

DATE/RESO	PROJECT	ALLOCATION	YTD ACTIVITY Accrual Basis	BALANCE
7/19/23 23-12	Nevada County Paratransit Operations	\$166,453.00	\$0.00	\$166,453.00
7/19/23 23-15	Truckee Paratransit Operations	\$33,027.00	\$0.00	\$33,027.00
	TOTAL	\$199,480.00	\$0.00	\$199,480.00

Nevada County Transportation Commission
Monthly Financial Report 2023/24

AUGUST NCTC Administration & Planning (6327)

Cash Balance 8/1/23	\$255,989.18
Additions	\$253,436.98
Deductions	\$98,391.42
Cash Balance 8/31/23	\$411,034.74

BUDGET: Estimated Revenue & Allocations

Fund Balance 6/30/23	\$550,597.30
Estimated Revenue	\$2,101,794.41
AVAILABLE FOR ALLOCATION	\$2,652,391.71
Total of Approved Allocations	\$2,101,794.41
BALANCE AVAILABLE FOR ALLOCATION	\$550,597.30

W.E.	DESCRIPTION	Allocation	YTD Activity Accrual Basis	Balance	% Expended
1.1	<u>General Services</u>				
	NCTC Staff	\$230,716.88	\$25,805.60	\$204,911.28	11.18%
	Indirect	\$36,890.39	\$5,893.98	\$30,996.41	15.98%
	Consultant Human Resources	\$5,000.00	\$0.00	\$5,000.00	0.00%
1.2	<u>Fiscal Administration</u>				
	NCTC Staff	\$258,059.08	\$29,498.13	\$228,560.95	11.43%
	Indirect	\$41,262.26	\$6,337.30	\$34,924.96	15.36%
	Fiscal Audit unallowable	\$53,045.00	\$0.00	\$53,045.00	0.00%
2.1	<u>Transportation Planning</u>				
	NCTC Staff	\$47,921.36	\$5,517.89	\$42,403.47	11.51%
	Indirect	\$16,906.46	\$2,257.64	\$14,648.82	13.35%
	Transportation Engineering	\$25,000.00	\$14,700.00	\$10,300.00	58.80%
	Local Agency	\$30,000.00	\$0.00	\$30,000.00	0.00%
	Traffic Counts	\$10,000.00	\$0.00	\$10,000.00	0.00%
2.1.1	<u>Regional Transportation Plan Update</u>				
	NCTC Staff	\$57,813.65	\$6,704.55	\$51,109.10	11.60%
	Consultant	\$144,997.82	\$0.00	\$144,997.82	0.00%
2.2	<u>Transportation Improvement Program</u>				
	NCTC Staff	\$41,915.19	\$5,253.78	\$36,661.41	12.53%
	Indirect	\$6,702.02	\$1,049.69	\$5,652.33	15.66%
2.3	<u>Transit & Paratransit Programs</u>				
	NCTC Staff	\$49,517.04	\$6,018.86	\$43,498.18	12.16%
	Indirect	\$14,855.55	\$1,707.82	\$13,147.73	11.50%
2.3.3	<u>Eastern Nevada County Transit Development Plan</u>				
	NCTC Staff	\$43,391.36	\$3,275.09	\$40,116.27	12.16%
	Consultant	\$75,000.00	\$166.50	\$74,833.50	11.50%
2.4	<u>Coordination of Regional Planning</u>				
	NCTC Staff	\$97,970.32	\$14,081.53	\$83,888.79	7.55%
	Indirect	\$30,777.33	\$3,772.93	\$27,004.40	0.22%
	Rural Counties Task Force	\$2,000.00	\$0.00	\$2,000.00	
	Statewide Local Streets & Roads Ass	\$750.00	\$0.00	\$750.00	14.37%
	State Advocacy	\$50,000.00	\$0.00	\$50,000.00	12.26%
	PCPTA Rail Study	\$5,735.00	\$0.00	\$5,735.00	
2.4.1	<u>Local Road Safety Plan (LRSP)</u>				
	NCTC Staff	\$1,309.41	\$0.00	\$1,309.41	0.00%
	Consultant	\$80,000.00	\$0.00	\$80,000.00	
2.4.2	<u>Airport Land Use Commission Planning & Reviews</u>				
	NCTC Staff	\$23,321.46	\$2,285.16	\$21,036.30	9.80%
	Consultant	\$15,000.00	\$488.18	\$14,511.82	3.25%
2.4.4	<u>RCTF Rural Induced Demand Study</u>				
	NCTC Staff	\$43,391.36	\$3,344.32	\$40,047.04	7.71%
	Consultant	\$125,000.00	\$0.00	\$125,000.00	0.00%
2.4.6	<u>ZEV Transition Plan for County of Nevada</u>				
	NCTC Staff	\$26,492.60	\$2,568.48	\$23,924.12	9.70%
	Consultant	\$230,000.00	\$15,243.20	\$214,756.80	6.63%
	Contingency	\$181,052.87	\$0.00	\$181,052.87	0.00%
	TOTAL ALL WORK ELEMENTS	\$2,101,794.41	\$155,970.63	\$1,945,823.78	7.42%

Note: Totals may not equal addition of amounts in columns due to rounding.

**Nevada County Transportation Commission
Monthly Financial Report 2023/24**

AUGUST

REGIONAL TRANSPORTATION MITIGATION FEE FUND (6328)

Cash Balance 8/1/23	\$2,605,843.36
Additions	\$0.00
Deductions	\$290,002.07
Cash Balance 8/31/23	\$2,315,841.29

**RTMF REVENUES, INTEREST, AND EXPENDITURES
2000/01 - 2023/24**

JURISDICTION	COLLECTED/EXPENDED 2000/01 - 2022/23	COLLECTED/EXPENDED 2023/24	TOTAL COLLECTED/EXPENDED
Grass Valley	\$2,686,666.02	\$0.00	\$2,686,666.02
Nevada City	\$203,431.27	\$0.00	\$203,431.27
Nevada County	\$5,956,399.55	\$0.00	\$5,956,399.55
Total	\$8,846,496.84	\$0.00	\$8,846,496.84
Interest	\$280,560.46	\$0.00	\$280,560.46
Expenditures	\$6,811,216.01	\$0.00	\$6,811,216.01
TOTAL	\$2,315,841.29	\$0.00	\$2,315,841.29

RTMF ALLOCATIONS

DATE/RESO	PROJECT	ORIGINAL ALLOCATION	PRIOR YEARS EXPENDITURES	REMAINING ALLOCATION	EXPENDED YTD Accrual Basis	BALANCE
7/19/17 Reso 17-28	Grass Valley Dorsey Drive Interchange	\$4,386,462.84	\$1,419,732.73	\$2,966,730.11	\$0.00	\$2,966,730.11
5/18/22 Reso 22-16	NCTC RTMF Administration	\$5,000.00	\$0.00	\$5,000.00	\$0.00	\$5,000.00
TOTAL		\$4,391,462.84	\$1,419,732.73	\$2,971,730.11	\$0.00	\$2,971,730.11

**Nevada County Transportation Commission
Monthly Financial Report 2023/24**

AUGUST

STATE TRANSIT ASSISTANCE FUND (6357)

Cash Balance 8/1/23	\$4,692,375.46
Additions	\$0.00
Deductions	<u>\$0.00</u>
Cash Balance 8/31/23	\$4,692,375.46

Budget and Allocations

Fund Balance 6/30/23	\$5,054,020.46
Estimated STA Revenue	\$1,264,846.00
AMOUNT TO BE ALLOCATED	\$6,318,866.46

Total Approved Allocations	<u>\$105,188.22</u>
BALANCE Available for Allocation	\$6,213,678.24

DATE/RESO	PROJECT	ALLOCATION	YTD ACTIVITY Accrual Basis	BALANCE
7/19/23 23-12	Nevada County Transit/Paratransit Services	\$30,294.00	\$0.00	\$30,294.00
7/19/23 23-15	Truckee Transit/Paratransit Services	\$74,894.22	\$0.00	\$74,894.22
	TOTAL	\$105,188.22	\$0.00	\$105,188.22

**Nevada County Transportation Commission
Monthly Financial Report 2023/24**

AUGUST

REGIONAL SURFACE TRANSPORTATION PROGRAM FUND (6492)

Cash Balance 8/1/23	\$3,243,551.68
Additions	\$0.00
Deductions	<u>\$18,519.57</u>
Cash Balance 8/31/23	\$3,225,032.11
<u>Budget and Allocations</u>	
Fund Balance 6/30/23	\$3,225,032.11
Estimated RSTP Revenue	<u>\$0.00</u>
AMOUNT TO BE ALLOCATED	\$3,225,032.11
Total Amount of Approved Allocations	<u>\$2,105,313.66</u>
BALANCE Available for Allocation	\$1,119,718.45

DATE/RESO	PROJECT	ORIGINAL ALLOCATION	PRIOR YEARS EXPENDITURES	REMAINING ALLOCATION	YTD ACTIVITY Accrual Basis	BALANCE
5/15/19 19-11	Nev Co 2019/20 Shoulder Improvements Donner Pass Road	\$160,000.00	\$141,110.50	\$18,889.50	\$0.00	\$18,889.50
7/19/23 23-17	Nev Co 2023/24 General Maintenance	\$630,384.00	\$0.00	\$630,384.00	\$0.00	\$630,384.00
9/21/22 22-34	NCTC Project: 2022/23 Regional Transportation Plan Update	\$69,997.82	\$18,519.57	\$51,478.25	\$0.00	\$51,478.25
3/20/23 23-01	Grass Valley FY 2022/23 Annual Street Rehab	\$300,000.00	\$0.00	\$300,000.00	\$0.00	\$300,000.00
3/20/23 23-02	Truckee FY 2022/23 West River Project	\$1,104,561.91	\$0.00	\$1,104,561.91	\$0.00	\$1,104,561.91
	TOTAL	\$2,264,943.73	\$159,630.07	\$2,105,313.66	\$0.00	\$2,105,313.66

Nevada County Transportation Commission
Monthly Financial Report 2023/24
SEPTEMBER

TOWN OF TRUCKEE (5805) LTF
16.56%

Cash Balance 9/1/23	\$887,943.46
Additions	\$58,384.94
Deductions	<u>\$0.00</u>
Cash Balance 9/30/23	\$946,328.40
<u>Budget and Allocations</u>	
Fund Balance 6/30/23	\$887,943.46
Revenue Revised Findings Reso 23-07 5/17/23	<u>\$627,521.00</u>
AMOUNT TO BE ALLOCATED	\$1,515,464.46
Total Amount of Approved Allocations	<u>\$759,988.78</u>
BALANCE Available for Allocation	\$755,475.68

DATE/RESO	PROJECT	ALLOCATION	YTD ACTIVITY Accrual Basis	BALANCE
7/19/23 23-15	Transit/Paratransit Operations	\$759,988.78	\$0.00	\$759,988.78

**Nevada County Transportation Commission
 Monthly Financial Report 2023/24
 SEPTEMBER**

**PEDESTRIAN AND BIKE (5806) LTF
 2.00%**

Cash Balance 9/1/23	\$360,714.46
Additions	\$9,849.27
Deductions	<u>\$0.00</u>
Cash Balance 9/30/23	\$370,563.73

Budget and Allocations

Fund Balance 6/30/23	\$360,714.46
Revenue Revised Findings Reso 23-07 5/17/23	<u>\$81,420.00</u>
AMOUNT TO BE ALLOCATED	\$442,134.46

Total Amount of Approved Allocations	<u>\$0.00</u>
BALANCE Available for Allocation	\$442,134.46

DATE/RESO	PROJECT	ALLOCATION	YTD ACTIVITY	BALANCE
	No FY 23/24 Projects at this time	\$0.00	\$0.00	\$0.00
	TOTAL	\$0.00	\$0.00	\$0.00

**Nevada County Transportation Commission
 Monthly Financial Report 2023/24
 SEPTEMBER**

NEVADA COUNTY (5807) LTF
 66.73%

Cash Balance 9/1/23	\$925,258.26
Additions	\$208,839.69
Deductions	<u>\$205,924.05</u>
Cash Balance 9/30/23	\$928,173.90

Budget and Allocations	
<u>Fund Balance 6/30/23</u>	\$3,923,311.42
Revenue Revised Findings Reso 23-07 5/17/23	<u>\$2,529,274.00</u>
AMOUNT TO BE ALLOCATED	\$6,452,585.42
Total Amount of Approved Allocations	<u>\$3,124,894.68</u>
BALANCE Available for Allocation	\$3,327,690.74

DATE/ RESO	PROJECT	ORIGINAL ALLOCATION	PRIOR YEARS EXPENDITURES	REMAINING ALLOCATION	YTD ACTIVITY Accrual Basis	BALANCE
7/19/23 23-12	FY 2023/24 Transit/Paratransit Operations	\$2,724,443.00	N/A	\$2,724,443.00	\$1,143,775.89	\$1,580,667.11
1/22/21 21-02	1/22/2021 - 1/21/2024 Reserved in the Fund Capital Purchase of 2 Buses & Equipment	\$2,460,653.00	\$2,060,201.32	\$400,451.68	\$0.00	\$400,451.68
	TOTAL	\$5,185,096.00	\$2,060,201.32	\$3,124,894.68	\$1,143,775.89	\$1,981,118.79

Nevada County Transportation Commission
Monthly Financial Report 2023/24
SEPTEMBER

GRASS VALLEY (5808) LTF
13.39%

Cash Balance 9/1/23	\$154,854.34
Additions	\$40,199.07
Deductions	<u>\$195,053.41</u>
Cash Balance 9/30/23	\$0.00

Budget and Allocations

Fund Balance 6/30/23	\$154,854.34
Revenue Revised Findings Reso 23-07 5/17/23	<u>\$507,556.00</u>
AMOUNT TO BE ALLOCATED	\$662,410.34

Total Amount of Approved Allocations	<u>\$507,556.00</u>
BALANCE Available for Allocation	\$154,854.34

DATE/RESO	PROJECT	ALLOCATION	YTD ACTIVITY Accrual Basis	BALANCE
7/19/23 23-13	Transit/Paratransit Operations	\$507,556.00	\$195,053.41	\$312,502.59

Nevada County Transportation Commission
Monthly Financial Report 2023/24
SEPTEMBER

NEVADA CITY (5809) LTF

3.32%

Cash Balance 9/1/23	\$37,668.04
Additions	\$9,960.36
Deductions	<u>\$47,628.40</u>
Cash Balance 9/30/23	\$0.00

Budget and Allocations

Fund Balance 6/30/23	\$37,668.04
Revenue Revised Findings Reso 23-07 5/17/23	<u>\$125,760.00</u>
AMOUNT TO BE ALLOCATED	\$163,428.04

Total Amount of Approved Allocations	<u>\$125,760.00</u>
BALANCE Available for Allocation	\$37,668.04

DATE/RESO	PROJECT	ALLOCATION	YTD ACTIVITY Accrual Basis	BALANCE
07/19/23 Reso 23-14	Transit/Paratransit Operations	\$125,760.00	\$47,628.40	\$78,131.60

Nevada County Transportation Commission
Monthly Financial Report 2023/24
SEPTEMBER

COMMUNITY TRANSIT SERVICES (5810) LTF
5.00%

Cash Balance 9/1/23	\$191,735.42
Additions	\$16,564.95
Deductions	<u>\$124,839.75</u>
Cash Balance 9/30/23	\$83,460.62

Budget and Allocations

Fund Balance 6/30/23	\$191,735.42
Revenue Revised Findings Reso 23-07 5/17/23	<u>\$199,480.00</u>
AMOUNT TO BE ALLOCATED	\$391,215.42
Total Amount of Approved Allocations	<u>\$199,480.00</u>
BALANCE Available for Allocation	\$191,735.42

DATE/RESO	PROJECT	ALLOCATION	YTD ACTIVITY Accrual Basis	BALANCE
7/19/23 23-12	Nevada County Paratransit Operations	\$166,453.00	\$124,839.75	\$41,613.25
7/19/23 23-15	Truckee Paratransit Operations	\$33,027.00	\$0.00	\$33,027.00
	TOTAL	\$199,480.00	\$124,839.75	\$74,640.25

Nevada County Transportation Commission
Monthly Financial Report 2023/24

SEPTEMBER NCTC Administration & Planning (6327)

Cash Balance 9/1/23	\$411,034.74
Additions	\$162,332.43
Deductions	\$175,560.54
Cash Balance 9/30/23	\$397,806.63

BUDGET: Estimated Revenue & Allocations

Fund Balance 6/30/23	\$550,597.30
Estimated Revenue	\$1,929,487.39
AVAILABLE FOR ALLOCATION	\$2,480,084.69
Total of Approved Allocations	\$1,929,487.39
BALANCE AVAILABLE FOR ALLOCATION	\$550,597.30

W.E.	DESCRIPTION	Allocation	YTD Activity Accrual Basis	Balance	% Expended
1.1	<u>General Services</u>				
	NCTC Staff	\$263,431.18	\$54,310.97	\$209,120.21	20.62%
	Indirect	\$50,629.27	\$7,820.92	\$42,808.35	15.45%
	Consultant Human Resources	\$5,000.00	\$0.00	\$5,000.00	0.00%
	Intergovernmental Advocacy	\$52,000.00	\$0.00	\$52,000.00	0.00%
1.2	<u>Fiscal Administration</u>				
	NCTC Staff	\$265,891.08	\$57,138.35	\$208,752.73	21.49%
	Indirect	\$51,102.03	\$8,038.68	\$43,063.35	15.73%
	Fiscal Audit unallowable	\$57,500.00	\$0.00	\$57,500.00	0.00%
2.1	<u>Transportation Planning</u>				
	NCTC Staff	\$45,874.75	\$10,849.44	\$35,025.31	23.65%
	Indirect	\$18,537.80	\$2,863.80	\$15,674.00	15.45%
	Transportation Engineering	\$40,000.00	\$14,700.00	\$25,300.00	36.75%
	Local Agency	\$30,000.00	\$0.00	\$30,000.00	0.00%
	Traffic Counts	\$10,000.00	\$0.00	\$10,000.00	0.00%
2.1.1	<u>Regional Transportation Plan Update</u>				
	NCTC Staff	\$50,580.03	\$13,084.67	\$37,495.36	25.87%
	Consultant	\$67,684.90	\$0.00	\$67,684.90	0.00%
2.2	<u>Transportation Improvement Program</u>				
	NCTC Staff	\$37,632.85	\$10,386.52	\$27,246.33	27.60%
	Indirect	\$7,232.72	\$1,322.39	\$5,910.33	18.28%
2.3	<u>Transit & Paratransit Programs</u>				
	NCTC Staff	\$45,119.02	\$12,164.50	\$32,954.52	26.96%
	Indirect	\$16,312.85	\$2,212.75	\$14,100.10	13.56%
2.3.3	<u>Eastern Nevada County Transit Development Plan</u>				
	NCTC Staff	\$39,759.05	\$6,879.15	\$32,879.90	26.96%
	Consultant	\$74,995.00	\$3,543.75	\$71,451.25	13.56%
2.4	<u>Coordination of Regional Planning</u>				
	NCTC Staff	\$73,901.60	\$26,573.62	\$47,327.98	17.30%
	Indirect	\$30,495.35	\$4,848.59	\$25,646.76	4.73%
	Rural Counties Task Force	\$2,000.00	\$0.00	\$2,000.00	
	Statewide Local Streets & Roads Ass	\$800.00	\$0.00	\$800.00	35.96%
2.4.1	<u>Local Road Safety Plan (LRSP)</u>				
	NCTC Staff	\$1,288.91	\$278.59	\$1,010.32	0.00%
	Consultant	\$80,000.00	\$0.00	\$80,000.00	0.00%
2.4.2	<u>Airport Land Use Commission Planning & Reviews</u>				
	NCTC Staff	\$19,325.70	\$4,772.67	\$14,553.03	24.70%
	Consultant	\$15,000.00	\$488.18	\$14,511.82	3.25%
2.4.4	<u>RCTF Rural Induced Demand Study</u>				
	NCTC Staff	\$39,759.05	\$7,450.53	\$32,308.52	18.74%
	Consultant	\$80,041.76	\$19,035.35	\$61,006.41	23.78%
2.4.6	<u>ZEV Transition Plan for County of Nevada</u>				
	NCTC Staff	\$24,396.33	\$3,984.09	\$20,412.24	16.33%
	Consultant	\$222,171.91	\$30,692.42	\$191,479.49	13.81%
	Contingency	\$111,024.25	\$0.00	\$111,024.25	0.00%
	TOTAL ALL WORK ELEMENTS	\$1,929,487.39	\$303,439.93	\$1,626,047.46	15.73%

Note: Totals may not equal addition of amounts in columns due to rounding.

**Nevada County Transportation Commission
Monthly Financial Report 2023/24**

SEPTEMBER

REGIONAL TRANSPORTATION MITIGATION FEE FUND (6328)

Cash Balance 9/1/23	\$2,315,841.29
Additions	\$16,779.68
Deductions	\$0.00
Cash Balance 9/30/23	\$2,332,620.97

**RTMF REVENUES, INTEREST, AND EXPENDITURES
2000/01 - 2023/24**

JURISDICTION	COLLECTED/EXPENDED 2000/01 - 2022/23	COLLECTED/EXPENDED 2023/24	TOTAL COLLECTED/EXPENDED
Grass Valley	\$2,686,666.02	\$0.00	\$2,686,666.02
Nevada City	\$203,431.27	\$0.00	\$203,431.27
Nevada County	\$5,956,399.55	\$0.00	\$5,956,399.55
Total	\$8,846,496.84	\$0.00	\$8,846,496.84
Interest	\$280,560.46	\$16,779.68	\$297,340.14
Expenditures	\$6,811,216.01	\$0.00	\$6,811,216.01
TOTAL	\$2,315,841.29	\$16,779.68	\$2,332,620.97

RTMF ALLOCATIONS

DATE/RESO	PROJECT	ORIGINAL ALLOCATION	PRIOR YEARS EXPENDITURES	REMAINING ALLOCATION	EXPENDED YTD Accrual Basis	BALANCE
7/19/17 Reso 17-28	Grass Valley Dorsey Drive Interchange	\$4,386,462.84	\$1,419,732.73	\$2,966,730.11	\$0.00	\$2,966,730.11
5/18/22 Reso 22-16	NCTC RTMF Administration	\$5,000.00	\$0.00	\$5,000.00	\$0.00	\$5,000.00
TOTAL		\$4,391,462.84	\$1,419,732.73	\$2,971,730.11	\$0.00	\$2,971,730.11

Nevada County Transportation Commission
Monthly Financial Report 2023/24
SEPTEMBER

STATE TRANSIT ASSISTANCE FUND (6357)

Cash Balance 9/1/23	\$4,692,375.46
Additions	\$395,394.11
Deductions	<u>\$0.00</u>
Cash Balance 9/30/23	\$5,087,769.57

Budget and Allocations

Fund Balance 6/30/23	\$5,054,020.46
Estimated STA Revenue	\$1,264,846.00
AMOUNT TO BE ALLOCATED	\$6,318,866.46

Total Approved Allocations	<u>\$105,188.22</u>
BALANCE Available for Allocation	\$6,213,678.24

DATE/RESO	PROJECT	ALLOCATION	YTD ACTIVITY Accrual Basis	BALANCE
7/19/23 23-12	Nevada County Transit/Paratransit Services	\$30,294.00	\$0.00	\$30,294.00
7/19/23 23-15	Truckee Transit/Paratransit Services	\$74,894.22	\$0.00	\$74,894.22
	TOTAL	\$105,188.22	\$0.00	\$105,188.22

**Nevada County Transportation Commission
Monthly Financial Report 2023/24**

SEPTEMBER

REGIONAL SURFACE TRANSPORTATION PROGRAM FUND (6492)

Cash Balance 9/1/23	\$3,225,032.11
Additions	\$20,299.48
Deductions	<u>\$0.00</u>
Cash Balance 9/30/23	\$3,245,331.59
<u>Budget and Allocations</u>	
Fund Balance 6/30/23	\$3,225,032.11
Estimated RSTP Revenue	<u>\$0.00</u>
AMOUNT TO BE ALLOCATED	\$3,225,032.11
Total Amount of Approved Allocations	<u>\$2,053,835.41</u>
BALANCE Available for Allocation	\$1,171,196.70

DATE/RESO	PROJECT	ORIGINAL ALLOCATION	PRIOR YEARS EXPENDITURES	REMAINING ALLOCATION	YTD ACTIVITY Accrual Basis	BALANCE
5/15/19 19-11	Nev Co 2019/20 Shoulder Improvements Donner Pass Road	\$160,000.00	\$141,110.50	\$18,889.50	\$0.00	\$18,889.50
7/19/23 23-17	Nev Co 2023/24 General Maintenance	\$630,384.00	\$0.00	\$630,384.00	\$0.00	\$630,384.00
3/20/23 23-01	Grass Valley FY 2022/23 Annual Street Rehab	\$300,000.00	\$0.00	\$300,000.00	\$0.00	\$300,000.00
3/20/23 23-02	Truckee FY 2022/23 West River Project	\$1,104,561.91	\$0.00	\$1,104,561.91	\$0.00	\$1,104,561.91
	TOTAL	\$2,194,945.91	\$141,110.50	\$2,053,835.41	\$0.00	\$2,053,835.41

DANIELA FERNANDEZ – Nevada City City Council
SUSAN HOEK – Nevada County Board of Supervisors
TOM IVY – Grass Valley City Council, Vice Chair
ED SCOFIELD – Nevada County Board of Supervisors, Chair
JAY STRAUSS – Member-At-Large
DUANE STRAWSER – Member-At-Large
JAN ZABRISKIE – Town of Truckee



MICHAEL WOODMAN, Executive Director
AARON HOYT, Deputy Executive Director

Grass Valley • Nevada City

Nevada County • Truckee

MINUTES OF NCTC MEETING September 20, 2023

A regular meeting of the Nevada County Transportation Commission (NCTC) was held on Wednesday, July 19, 2023 in the Grass Valley City Hall Council Chambers, 125 E. Main Street, Grass Valley, California. Notice of the meeting was posted 72 hours in advance and was scheduled for 9:45 a.m.

Members Present: Hardy Bullock, alternate
Tom Ivy
Ed Scofield
Jay Strauss
Duane Strawser
Jan Zabriskie

Members Absent: Susan Hoek

Staff Present: Mike Woodman, Executive Director
Aaron Hoyt, Deputy Executive Director
Kena Sannar, Transportation Planner
Dale Sayles, Administrative Services Officer
Carol Lynn, Administrative Assistant

Standing Orders: Commissioner Scofield convened the Nevada County Transportation Commission meeting at 10:00 a.m.

Pledge of Allegiance, Roll Call

PUBLIC COMMENT:

CONSENT ITEMS

1. Financial Reports
June 2023
2. NCTC Minutes
July 19, 2023 NCTC Meeting Minutes
3. Nevada County Transportation Commission Title VI Program Renewal
Resolution 23-23
4. State of Good Repair Project for FY 2023/24
Resolution 23-24

5. FY 2023-24 State Transit Assistance (STA) Allocation Revised Estimate
Adopt revised table
6. Certification of the 2023 Federal Transit Administration Section 5310 Grant Applications
Resolution 23-25
7. Allocation of Regional Surface Transportation Program funds for the Update of the Nevada County Local Road Safety Plan
Resolution 23-26

ACTION: Approved Consent Items by roll call vote
MOTION: Strauss / **SECOND:** Strawser
AYES: Bullock, Ivy, Scofield, Strauss, Strawser, Zabriskie
NOES: None
ABSENT: Hoek
ABSTAIN: None

ACTION ITEMS

8. Professional Services Agreement for State Advocacy Services
Resolution 23-27

Politico Group, a non-partisan advocacy firm, is the recommended consultant firm to provide state advocacy services for NCTC. Politico Group was established in 1974 and focuses on providing comprehensive advocacy services with a specific expertise in transportation. The agreement is for a three-year contract period and includes two optional one-year extensions. The state advocate will monitor and advise NCTC on legislation and assist with commenting on legislative proposals, developing strategies to help maximize funding, and advocate with state officials and legislative representatives to help NCTC be better represented in Sacramento. They will help advocate with the California State Transportation Agency, California Transportation Commission (CTC), Caltrans, Office of Planning and Research, and representatives within the California legislature, to bring focus to NCTC’s goals and issues. They will also work with the County’s advocacy firm to promote a unified voice in Sacramento.

Kiana Valentine with Politico Group has a long history of legislative advocacy. She started her career with California State Association of Counties, and from there started her own advocacy firm and then joined Politico Group. She is currently the Executive Director of Transportation California so she has been focused on transportation for most of her career, and has been involved with many state decisions related to transportation funding. On the question of potential conflicts of interest with other clients, Politico Group did not anticipate any conflicts in its work with NCTC. If any did arise, they would bring it to our attention and work to resolve the issue, and if necessary, bring in another advocacy firm to represent NCTC on the issue.

Staff will be working with Politico Group to develop NCTC’s legislative platform and goals for the year, and make contact with other local jurisdictions’ state and federal advocates to see that we are all in alignment on the issues at hand.

ACTION: Approved Resolution 23-27 by roll call vote
MOTION: Strauss / **SECOND:** Strawser
AYES: Bullock, Ivy, Scofield, Strauss, Strawser, Zabriskie

NOES: None
ABSENT: Hoek
ABSTAIN: None

9. Amendment 1 to the FY 2023/24 Overall Work Program
Resolution 23-28

Amendment 1 to the FY 2023/24 Overall Work Program addresses the reconciliation of the final expenditures from FY 2022/23 and adjusts the estimated revenue carryover amounts. Included in the amendment is an additional \$25,000 of Rural Planning Assistance grant funds that were approved in coordination with the Rural Counties Task Force for the Rural Induced Demand Study, to have the consultant provide additional support in working with state representatives to express the technical findings, recommendations and guidance to the various state agencies once the findings are complete.

ACTION: Approved Resolution 23-28 by roll call vote
MOTION: Strauss / SECOND: Strawser
AYES: Bullock, Ivy, Scofield, Strauss, Strawser, Zabriskie
NOES: None
ABSENT: Hoek
ABSTAIN: None

10. Amendment 1 to the Professional Services Agreement with DKS Associates to Update the Nevada County Regional Transportation Plan
Resolution 23-29

Amendment 1 to the Nevada County Regional Transportation Plan agreement with DKS Associates provides increased consultant funding to allow for additional tasks such as more public outreach and a greater focus on disadvantaged communities in Nevada County. To date, there have been two virtual workshops, one each in the western and eastern portions of the county, and presentations to NCTC, Truckee North Tahoe Transportation Management Agency Association, and the Convene, Champion and Catalyze forums. Additional outreach efforts, including encouraging public involvement by using the online interactive tool, may continue to generate a higher level of public interest and participation.

Amendment 1 also adds assistance with the development of a regional definition of disadvantaged communities in Nevada County. Developing a definition for our regional disadvantaged communities, such as those who may be of lower income, households with no vehicles, residents with limited accessibility to goods and services, and so forth, will be useful data to have and may help local jurisdictions to be more competitive with future grant funding opportunities. Suggestions were made to connect with the Economic Resource Council and the Diversity Equity Inclusion Program Manager in Truckee.

ACTION: Approved Resolution 23-29 by roll call vote
MOTION: Strawser / SECOND: Strauss
AYES: Bullock, Ivy, Scofield, Strauss, Strawser, Zabriskie
NOES: None
ABSENT: Hoek
ABSTAIN: None

11. Amendment 1 to the Professional Services Agreement with DKS Associates for the Rural Induced Demand Study
Resolution 23-30

With funding received through the Rural Counties Task Force, the Rural Induced Demand Study addresses the questions of what causalities are needed to have induced demand in rural areas, how rural areas differ from urban areas, and how population growth, economy, and a number of other factors influence driving behaviors. Amendment 1 to the agreement increases the initial contract amount by \$25,000 to allow greater opportunity to meaningfully get the information from the study out to state agencies and other local bodies who then have influence over state policies and guidance on funding programs. This will likely include meetings with the California State Transportation Agency, working with the California Transportation Commission, talking with Caltrans headquarters staff, and working with the Governor's Office of Planning and Research responsible for implementing Senate Bill 743 in an effort to effectively communicate the findings and results from the study.

ACTION: Approved Resolution 23-30 by roll call vote

MOTION: Strauss / SECOND: Strawser

AYES: Bullock, Ivy, Scofield, Strauss, Strawser, Zabriskie

NOES: None

ABSENT: Hoek

ABSTAIN: None

INFORMATIONAL ITEMS

12. Correspondence

- A. Senator Brian Dahle and Assemblywoman Megan Dahle, Draft 2023 State Highway System Management Plan: Climate and Adaptation and Resilience Funding, File 1200.4, 5/29/2023
- B. Malia M. Cohen, California State Controller, Fiscal Year 2022-23 Third Quarter State of Good Repair Program Allocation, File 370.2.1, 5/17/2023
- C. Malia M. Cohen, California State Controller, Fiscal Year 2022-23 Third Quarter State Transit Assistance Allocation, File 1370.0, 5/17/2023

13. Executive Director's Report

Executive Director Mike Woodman gave an overview of his report. NCTC staff in coordination with Caltrans District 3 submitted a Local Transportation Climate Adaptation Program grant application to the California Transportation Commission for funding to construct evacuation improvements on State Route 49 between the Combie Road/Wolf Road intersection and Ponderosa Pines Way. The project proposes to construct northbound and southbound structurally engineered drivable shoulders and a two-way center left turn lane. These improvements would allow for contraflow during evacuation events to help reduce evacuation times. The grant application requested \$35 million of funding, and when combined with the State Highway Operations Protections Program funding that Caltrans District 3 has committed in partnership, it would allow for construction of the improvements on that segment of the

State Route 49 corridor. The grant funding recommendations are scheduled to be announced by the CTC in November.

Executive Director Woodman recently participated on two different panel sessions. The first session was at the American Planning Association Conference in Fresno where he moderated a panel on the research and application of the theory of Induced Demand and how there is a lack of data for applying the theory in rural areas. This conference was for planning professionals statewide and was well attended, including city, county and state representatives, individuals from academia, consulting firms, and the chair of the CTC. Mr. Woodman also participated at the Caltrans Local Development Review 2023 Statewide Workshop to discuss how local agencies have developed methodologies and thresholds to implement the new state requirements related to Vehicle Miles Traveled for land use projects from a rural perspective.

14. Caltrans Project Status Report: Sam Vandell, Caltrans District 3 Project Manager for Nevada County.

Caltrans District 3 Project Manager Sam Vandell reviewed the September Caltrans Project Status Report.

There are two new projects on the Highway 49 corridor. The first is a pavement rehab project on State Route 49 in Placer County, from south of Dry Creek Road to the Bear River Bridge at the county line, that will upgrade sections of the pavement and drainage elements and add pedestrian facilities.

The second project on Highway 49 is from Wolf Road/Combie Road to Ponderosa Pines Way, and will bring shoulders to drivable standards and add a two-way left turn lane. The cost of this project is just shy of \$70 million, and Caltrans is working with NCTC and providing SHOPP project funds to this project, which will be programmed in March of 2024.

The Yuba Pass separation overhead bridge replacement project on Interstate 80 is scheduled for design completion this Fall, and construction to replace those bridges will start next construction season. The Safety Improvement project at Floriston has a construction target date of this winter. The Drum Bay Drainage Restoration project on Highway 80 has an environmental document that has been completed. The Donner Summit Rest Area Restoration Project is one of those locations that is very highly used and Caltrans is constantly working to keep them in good working order. Once the Project Initiation Document (PID) is completed, the project will be moving into the environmental and design phase.

The planned closures for the shutdown on Highway 20 for the Omega safety projects are coming up. Caltrans has made efforts to get the word out about the road closures through open houses, mailers to Washington area residents and those along the Highway 20 corridor, press releases, and radio spots. They are using Changeable Message Signs to alert drivers on Highway 80 as well as on Highway 20 and Highway 49 to take alternative routes. They are also coordinating some maintenance projects at the same time in those areas to minimize any traffic impacts of those travelers taking alternative routes.

There was a request to use the four-to-six-inch thin white rumble stripping in the new shoulders versus the one-foot-wide rumble strips that make it very dangerous for multi-use participants. Another request was to add traffic cameras at the junction of Highways 49 and 80 in Auburn, and at the Wolf Road/Combie Road intersection or Higgins Corner, to get more accurate reports of the traffic conditions in those areas. Caltrans is looking at putting more Changeable Message Signs in key areas such as on Highway 49 south of McKnight Way, and near La Barr Meadows Road, to provide information to travelers on travel times and other information pertinent to the traveling public.

COMMISSION ANNOUNCEMENTS: There were no commission announcements.

SCHEDULE FOR NEXT MEETING: The next regular meeting of the NCTC has been scheduled for November 8, 2023 at 2:30 p.m. at the Grass Valley City Council Chambers.

ADJOURNMENT OF MEETING: The meeting was adjourned at 11:30 a.m.

Respectfully submitted by: _____
Carol Lynn, Administrative Assistant

Approved on: _____

By: _____
Ed Scofield, Chair
Nevada County Transportation Commission

DANIELA FERNANDEZ – Nevada City City Council
 SUSAN HOEK – Nevada County Board of Supervisors
 TOM IVY – Grass Valley City Council, Vice Chair
 ED SCOFIELD – Nevada County Board of Supervisors, Chair
 JAY STRAUSS – Member-At-Large
 DUANE STRAWSER – Member-At-Large
 JAN ZABRISKIE – Town of Truckee



MICHAEL WOODMAN, Executive Director
 AARON HOYT, Deputy Executive Director

Grass Valley • Nevada City

Nevada County • Truckee

PROPOSED 2024 NCTC MEETING SCHEDULE

JANUARY 24, 2024

MARCH 20, 2024

MAY 15, 2024

JULY 17, 2024

SEPTEMBER 18, 2024

NOVEMBER 13, 2024

Meetings will be held at 10:00 am in the Grass Valley City Council Chambers
 unless otherwise stated

DANIELA FERNANDEZ – Nevada City City Council
 SUSAN HOEK – Nevada County Board of Supervisors
 TOM IVY – Grass Valley City Council, Vice Chair
 ED SCOFIELD – Nevada County Board of Supervisors, Chair
 JAY STRAUSS – Member-At-Large
 DUANE STRAWSER – Member-At-Large
 JAN ZABRISKIE – Town of Truckee



MICHAEL WOODMAN, Executive Director
 AARON HOYT, Deputy Executive Director


Grass Valley • Nevada City

Nevada County • Truckee

File: 1030.3.2.2

MEMORANDUM

TO: Nevada County Transportation Commission

FROM: Michael Woodman, Executive Director 

SUBJECT: Western Nevada County Regional Transportation Mitigation Fee Program
 Annual Report for FY 2022/23

DATE: November 8, 2023

RECOMMENDATION: Approve the Western Nevada County Regional Transportation Mitigation Fee Program Annual Report for FY 2022/23.

BACKGROUND: The purpose of the Regional Transportation Mitigation Fee (RTMF) Program is to help finance needed improvements to the regional network of streets and roads to mitigate the impact of increased traffic that will result from new development in western Nevada County. The fee program was initiated through coordination between NCTC and the Cities of Grass Valley, Nevada City, and Nevada County as a way to collectively address transportation impacts associated with forecasted regional growth. The fee program was originally adopted on January 17, 2001 by Grass Valley, Nevada City, and Nevada County and is administered by the Nevada County Transportation Commission (NCTC) through agreements with those agencies. The program provides a reliable and consistent mechanism for all new development to pay its fair share towards the cost of construction of regional transportation improvements, which did not exist prior to its adoption and each development bore the full burden of improving the regional transportation system.

This RTMF Annual Report for FY 2022/23 is prepared to assist Grass Valley, Nevada City, and Nevada County in complying with the provisions of Government Code Section 66006, which requires each local agency that adopts mitigation fees to provide an annual report and to schedule a public meeting regarding that report. The Annual Report includes the following:

- The geographic area covered by the RTMF;
- The regional infrastructure projects included in the RTMF and new development's proportional share of the costs;
- The adopted fee schedule;
- A financial summary of the RTMF

This Annual report is based on the 2016 RTMF Nexus Study adopted in 2016 that established a mitigation fee schedule for regional transportation improvements in western Nevada County. Future

RTMF Annual Reports will be based on the 2023 RTMF Nexus Study adopted July 19, 2023. Exhibit 1 shows the Regional Transportation Mitigation Fee area. The fees collected will provide the needed revenue to fund construction of the improvements shown in the RTMF Capital Improvement Program (see Exhibit 2). Exhibit 2 also fulfills the requirements of Section 66006 (b) (1) (F) which requires a local agency to identify the approximate date by which construction of a public improvement will commence.

Exhibit 3 presents a Mitigation Fee Schedule and fulfills the requirements of Section 66006 (b) (1) (B), “The amount of the fee.” To document compliance with Section 66006 (b) (1) (G) and (H), there have been no inter-fund transfers or loans made from the RTMF Fund, nor have there been any refunds made pursuant to subdivision (e) of Section 66001 nor allocations pursuant to subdivision (f) of Section 66001.

Exhibit 4, which presents “The beginning and ending balance of the account or fund” fulfills the requirements of Section 66006 (b) (1) (C), Section 66006 (b) (1) (D) “The amount of the fees collected and the interest earned” and Section (b) (1) (E) “an identification of each public improvement on which fees were expended and the amount of the expenditures on each improvement, including the total percentage of the cost of the public improvement that was funded with fees.”

attachments

EXHIBIT 1

Regional Transportation Mitigation Fee (RTMF) Program Boundary

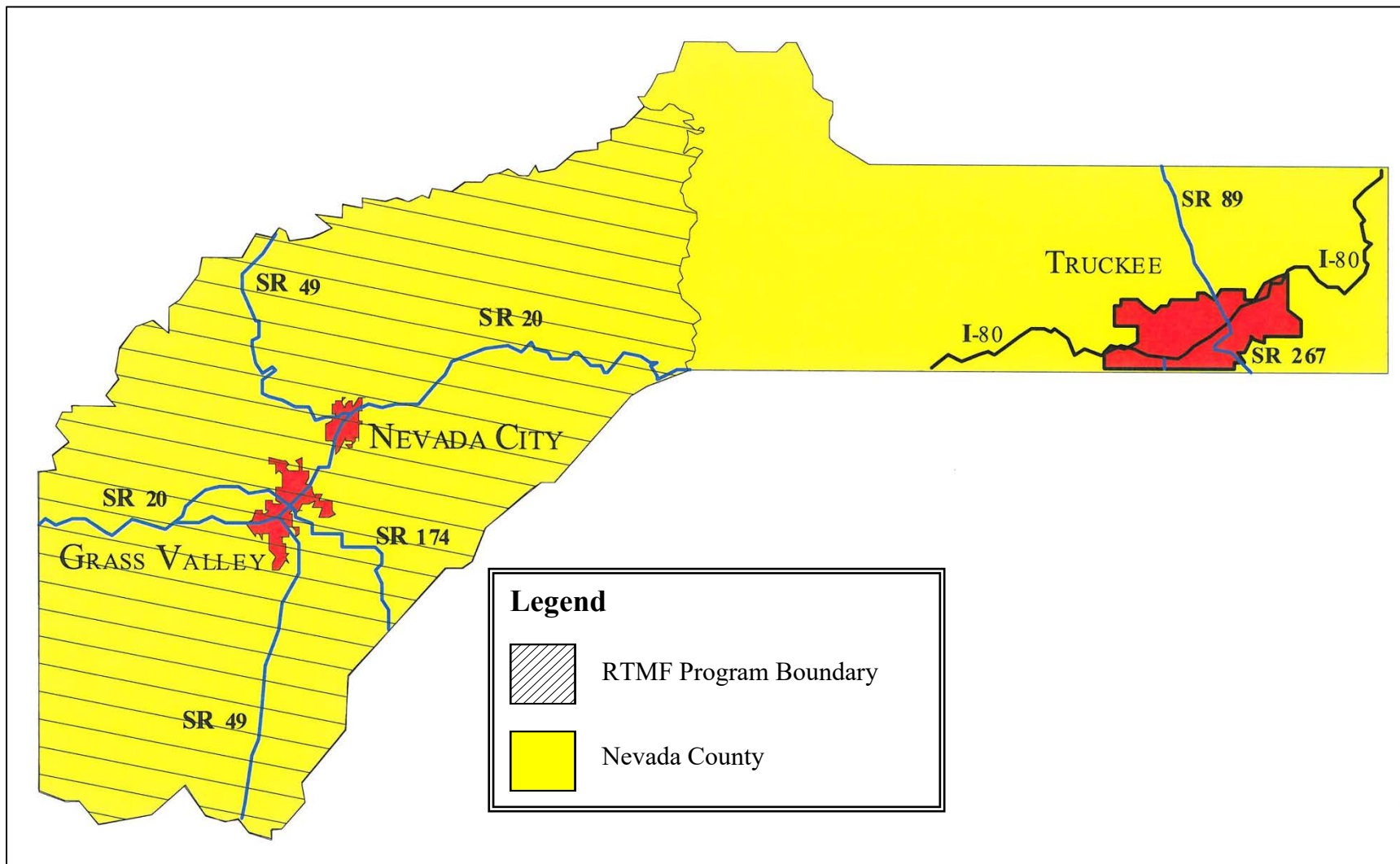


Exhibit 2
Regional Transportation Mitigation Fee (RTMF) Capital Improvement Program

Project ID	Facility	Segment	Updated Cost Estimate	% of Need Attributable to New Development	Costs Attributable to New Development	Funding Priority	Project Year
1	SR-49 Interchange	Dorsey Drive	\$24,000,000	33%	\$7,991,555	2	2025/26
2	SR-49	S/o La Barr Meadows Rd (SB)	\$33,417,273	12%	\$4,005,587	4	2030/31
3	SR-49	South of Alta Sierra Dr (SB)	\$123,414,693	3%	\$3,862,597	5	2034/35
4	SR-49 NB & SB Ramps	@ McKnight Way	\$8,000,000	64%	\$5,089,431	1	2025/26
5	SR 20 EB Ramps	@ McCourtney Rd	\$1,556,515	32%	\$500,432		2035/36
6	SR 20/49 NB Ramps	@ Idaho Maryland Rd	\$1,380,043	100%	\$1,380,043		2036/37
7	SR 20/49 SB Ramps	@ Ridge Rd/Gold Flat Rd	\$670,000	52%	\$350,227		2035/36
8	SR 20/SR 49	@ Uren St	\$1,088,655	21%	\$233,760		2035/36
9	E.Main St	@ Bennett St/Richardson St	\$1,500,000	100%	\$1,500,000	6	2018/19
10	South Auburn St	@ SR-20/49 NB Ramps	\$1,033,842	100%	\$1,033,842	3	2026/27
11	SR-49	@ Coyote St	\$350,000	34%	\$119,288		2036/37
12	Admin Costs and 5-year reviews		\$425,560	100%	\$425,560		2036/37
Total			\$196,836,581		\$26,492,323		

EXHIBIT 3

Regional Transportation Mitigation Fee (RTMF Schedule)

Land Use Category	Fee Per Trip ¹
Residential	\$485.40
Non-Residential	\$85.72

Note:
1. RTMF Inflationary Adjustment Resolution 22-05, March 16, 2022.

The 2016 RTMF Administrative Plan allows for an annual inflationary adjustment based on the average of the San Francisco Construction Cost Index as reported in the Engineering News Record 20-City Construction Cost Index for the 12-month period ending December of the prior year.

EXHIBIT 4
REGIONAL TRANSPORTATION MITIGATION FEE (RTMF) ANNUAL REPORT
FY 2022/23

Cash 7/1/22	\$2,041,664.91
Additions FY 21/22	\$551,851.79
Deductions FY 21/22	\$268,830.84
Cash 6/30/23	\$2,324,685.86

RTMF REVENUES, INTEREST, AND EXPENDITURES
FROM 2000/01-2022/23

JURISDICTION	RTMF COLLECTED FY 00/01-21/22	RTMF COLLECTED FY 22/23	TOTAL RTMF COLLECTED/EXPENDED
City of Grass Valley	\$2,571,833.36	\$114,832.66	\$2,686,666.02
City of Nevada City	\$200,561.32	\$2,869.95	\$203,431.27
County of Nevada	\$5,446,199.27	\$510,200.28	\$5,956,399.55
Total	\$8,218,593.95	\$627,902.89	\$8,846,496.84
Interest	\$235,972.25	\$44,588.21	\$280,560.46
Expenditures	\$6,466,436.38	\$344,779.64	\$6,811,216.02
TOTAL	\$1,988,129.82	\$327,711.46	\$2,315,841.28

RTMF ALLOCATIONS
2022/23

DATE/RESOLUTION	ORIGINAL ALLOCATION	REMAINING ALLOCATION AS OF 7/1/2022	PROJECT	EXPENDED DURING FY 2022/23	BALANCE OF ALLOCATION AS OF 6/30/23	RTMF % of Total Cost
5/18/22 Reso 22-16	\$5,000.00	\$5,000.00	NCTC RTMF Administration	\$4,891.94	\$108.06	100.00%
9/21/22 Reso 22-34	\$136,715.84	\$99,937.42	NCTC RTMF Update WE 2.2.1 Consultant	\$99,934.93	\$2.49	100.00%
9/21/22 Reso 22-34	\$75,632.82	\$47,424.56	NCTC RTMF Update WE 2.2.1 Staff	\$38,205.42	\$9,219.14	100.00%
7/19/17 Reso 17-28	\$4,386,462.84	\$3,126,201.30	Grass Valley Dorsey Drive Interchange	\$159,471.19	\$2,966,730.11	33.00%
7/19/17 Reso 17-29	\$1,500,000.00	\$42,276.16	Grass Valley East Main Street/Bennett Street Intersection	\$42,276.16	\$0.00	100.00%
TOTAL	\$6,103,811.50	\$3,320,839.44		\$344,779.64	\$2,976,059.80	

DANIELA FERNANDEZ – Nevada City City Council
SUSAN HOEK – Nevada County Board of Supervisors
TOM IVY – Grass Valley City Council, Vice Chair
ED SCOFIELD – Nevada County Board of Supervisors, Chair
JAY STRAUSS – Member-At-Large
DUANE STRAWSER – Member-At-Large
JAN ZABRISKIE – Town of Truckee




MICHAEL WOODMAN, Executive Director
AARON HOYT, Deputy Executive Director

Grass Valley • Nevada City

Nevada County • Truckee

File: 1390.1

MEMORANDUM

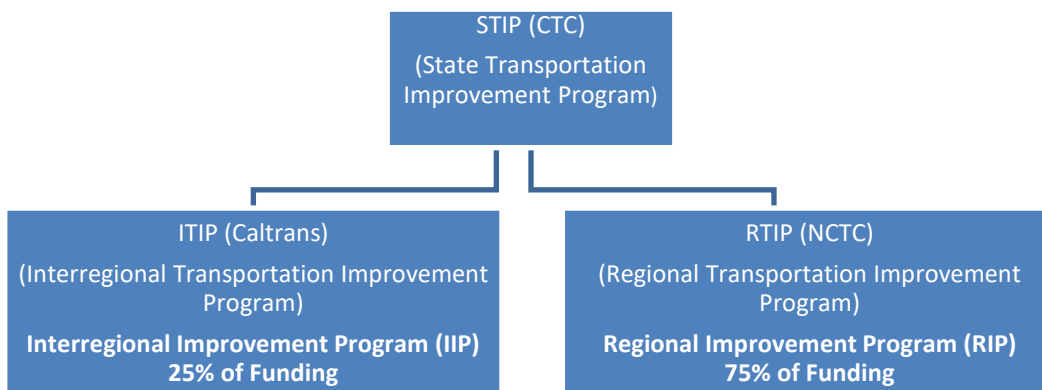
TO: Nevada County Transportation Commission
FROM: Michael Woodman, Executive Director 
SUBJECT: PUBLIC HEARING: FY 2023/24 Regional Transportation Improvement Program, Resolution 23-31
DATE: November 8, 2023

RECOMMENDATION: Approve Resolution 23-31 adopting the FY 2023/24 Regional Transportation Improvement Program (RTIP) for inclusion in the 2024 State Transportation Improvement Program (STIP).

BACKGROUND: As the Regional Transportation Planning Agency (RTPA) for Nevada County, the Nevada County Transportation Commission (NCTC) is required to prepare a RTIP every two years. The purpose of the RTIP is to identify the priority regional project funding recommendations for NCTC’s formula share of Regional Improvement Program funding. The RTIP is required to be submitted to the California Transportation Commission (CTC) by December 15, 2023, for inclusion in the State Transportation Improvement Program (STIP).

The STIP is comprised of two funding programs, the Regional Improvement Program (RIP) includes funding for projects nominated by regional agencies such as NCTC, and the Interregional Improvement Program (IIP) includes funding for projects nominated by Caltrans for improvement projects on the interregional system outside of urban areas. The RIP is funded from 75% of “new” STIP funding and the IIP is funded from 25% of “new” STIP funding. The 75% regional program is further subdivided by formula into County Shares. County Shares are available solely for projects nominated by regions in their RTIPs.

The diagram below shows the flow of revenues down to the regions for expenditure, and to Caltrans for implementation of projects in cooperation with the counties. Projects nominated in the RTIPs are funded through the Regional Improvement Program (RIP). The RIP receives 75% of the STIP funds and Caltrans is given 25% of the STIP funds for the Interregional Improvement Program (IIP).



The RTIP outlines the plan for programming RIP and IIP dollars for local transportation projects over the next five fiscal years beginning with Fiscal Year (FY) 2023/24 through FY 2027/28. Funding recommendations for the STIP will ultimately be considered for adoption by the CTC. When the CTC adopts projects from the regional programs into the STIP, a schedule and commitment to the proposed funding is established and these projects are considered “programmed.” A project must be programmed into the STIP to receive funding from the CTC.

NCTC’s Regional Improvement Program Formula Funding Share:

As shown in the attached Table 2 – Summary of Targets and Shares, NCTC has a total of \$5,431,000 available through FY 2028/29 to program in the 2024 STIP.

STIP PPM:

During each STIP cycle, each RTPA may utilize up to 5% of its RIP funds for Planning, Programming, and Monitoring (PPM) activities. Utilizing PPM funds reduces the need for NCTC to use Local Transportation Funds (LTF) for planning activities approved in the annual Overall Work Program (OWP), and the net result is there is more LTF available for local jurisdictions.

As shown in the attached Table 6 – Planning, Programming, and Monitoring (PPM) Limitations, NCTC has a total of \$412,000 of PPM available in the 2024 STIP for planning, programming, and monitoring activities. Table 6 shows \$334,000 available for Fiscal Years 2024-25 through 2027-28 plus \$78,000 for Fiscal Year 2028-29.

RTIP Recommendation Summary:

Program \$4,385,000 of available RIP funding for Phase 2 of the SR 49 Corridor Improvement Project. This funding amount will be recommended for programming in FY 2024/25 as follows: Construction Support \$2,800,000 and Construction Capital \$1,585,000.

In consideration of ongoing planning activities and the need to prepare the next update of the Nevada County Regional Transportation Plan in Fiscal Year 2026/27, staff recommends programming PPM funds as shown below in the 2024 RTIP:

<u>FY 2024/25</u>	<u>FY 2025/26</u>	<u>FY 2026/27</u>	<u>FY 2027/28</u>	<u>FY 2028/29</u>	<u>TOTAL</u>
\$65,000	\$65,000	\$100,000	\$65,000	\$65,000	\$360,000

The recommended RTIP programming for PPM funding and RIP funding for the Phase 2 Construction of the SR 49 Corridor Improvement Project will leave NCTC \$686,000 of RIP funds to be carried forward into future STIP cycles.

SR 49 Corridor Improvement Project:

The SR 49 Corridor Improvement Project begins at the limits of the previous La Barr Meadows Signalization Project (PM 11.1) and ends just south of the McKnight Way Interchange (PM 13.3), connecting to the four lane Golden Center Freeway. The project (STIP 4E170) will make improvements to this segment focused on safety, evacuation capacity, operations, goods movement, accessibility, providing a new entrance and improved access to the Nevada County Transit Operations Center Zero Emission



Bus charging infrastructure and multi-modal mobility improvements. This project is designed to be funded in three phases as state and federal transportation funding allow.

The ultimate project includes redirecting numerous entrances to a newly constructed frontage road system to access the highway at two new at-grade intersections that will either be roundabouts or signalized. It will also construct portions of northbound and southbound truck climbing lanes and will eliminate merge points that currently exist to the north and south of the project limits, connecting to the existing four-lane northbound/southbound sections. This project also proposes to further address safety concerns through the installation of a continuous median barrier, 10' shoulders with rumble strips, wildlife crossing tunnel with fencing, enhanced wet night visibility striping, and pavement edge treatments.



Phase 1: The construction phase was approved for funding in the 2020 State Highway Operations Protection Program. It includes construction of the northbound truck climbing lane, a 16' wide continuous two way left turn lane, 10' multi-use shoulders, and elimination

of the northbound merge point improving operations and improving northbound evacuation capacity. This phase also includes southbound right turn lanes at Wellswood Way, Bethel Church Way, Smith Road, and Crestview Drive. Other safety features include enhanced wet night visibility striping, rumble strips, and pavement edge treatments. A wildlife undercrossing with fencing will be installed as part of this phase to help reduce deer strikes. Construction is scheduled to begin in 2025.

Phase 2: This phase includes construction of the southbound truck climbing lane, construction of a new entrance on SR 49 to the new Nevada County Transit Operations Center. and elimination of the lane drop/merge point south of the McKnight Way Interchange improving safety, operations, goods movement, and evacuation capacity. This phase will also include enhanced wet night visibility striping, rumble strips, and pavement edge treatments. The proposed RTIP funding will complete the funding necessary to construct Phase 2 congruently with Phase 1.

Phase 3: This phase will be funded in a future STIP cycle and is dependent on future state and federal funding opportunities. It includes construction of frontage roads, elimination of ingress/egress points, construction of two access-controlled intersections initially proposed in the vicinity of Wellswood Way and Smith Road, and installation of a center median barrier.

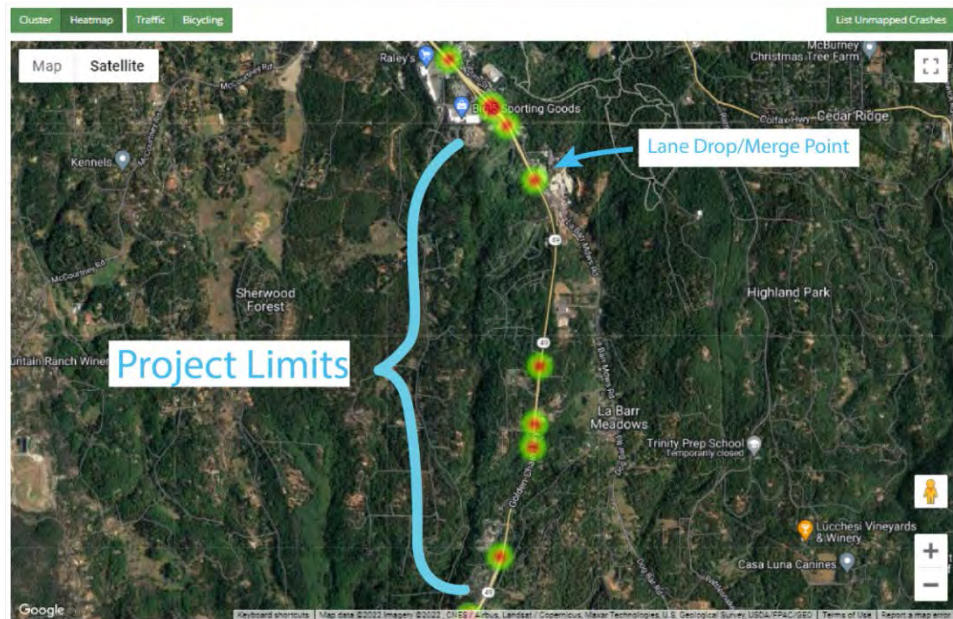
The project will enhance connectivity and accessibility for the rural communities in Nevada County along State Route 49 from La Barr Meadows Road to McKnight Way. The project will enhance safety and mobility of vehicular, pedestrian, and cyclist traffic on State Route 49. The project will also enhance daily commuting, mobility, freight, transit (Nevada County Connects, fixed route transit, Route 5 Commuter Service to Auburn Multi-modal station), access to employment and essential services, and provide a long-term benefit for emergency readiness for evacuations caused by climate change stressors.

The project accomplishes the goals of the 2021 Interregional Transportation Strategic Plan (ITSP) by balancing local community and interregional travel needs and improving emergency evacuation. The project segment is also designated a Critical Rural Freight Corridor by the Federal Highway Administration.

Safety

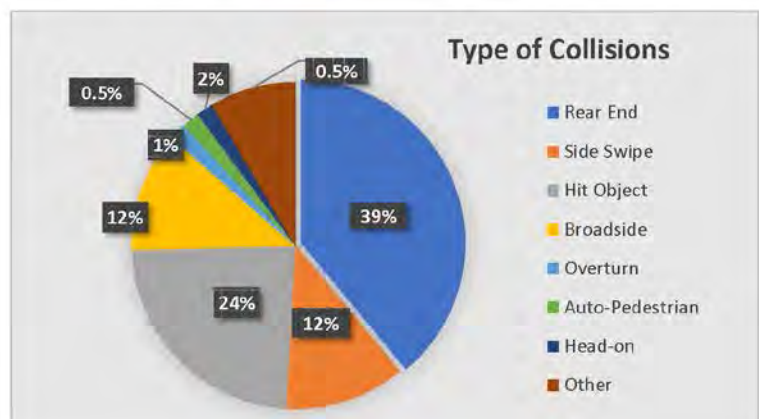
The project eliminates a lane drop/merge point on southbound SR 49 and constructs a truck climbing lane and operational improvements that directly addresses the primary collision type occurring in the project segment. The Traffic Accident Surveillance and Analysis System (TASAS) provides a snapshot of collisions occurring during a three-year period from July 2017 to June 2020.

During the 3-year timeframe, 59 collisions were reported with 21 injuries, 4 serious injuries, and 34 property damage only (PDO) 0 fatalities occurring. A heatmap of collisions was obtained from the Transportation Injury Mapping System (TIMS), managed by UC Berkely, to illustrate the location and clustering of collisions in the project limits. The heatmap shows the location of the lane drop/merge point in relation to a cluster of accidents.



The primary pattern of collisions identified for this location is congestion related. The evidence of the pattern is the high percentage (30 collisions or 51%) of the rear-end and sideswipe type of collisions shown in the chart below. Another evidence is the relatively high percentage of property damage only (PDO) collisions that likely occurred at lower speeds, due to the congestion experienced on the roadway. There were 34 PDO collisions (58%), which is close to 1.5 times the injury collisions (42%).

The proposed project will improve safety by reducing rear-end collisions, sideswipes, and head-on collisions through the elimination of the lane drop/merge point and construction of the truck climbing lane.



Emission Reduction Benefits

The emission analysis prepared for the project identified that the project would reduce air quality pollutants (ozone precursors) and Green House Gas (GHG) emissions. GHG emissions are expected to be more than 90,000 tons per year lower than the No Build during the horizon year (2044) due to changes in fuel efficiency and improved traffic operations. Under horizon year (2044) conditions, annual VMT would increase slightly with the build alternatives compared to the no build alternative, but the annual GHG emissions would decrease due to changes in network vehicle speeds. Although the VMT would increase slightly, the additional VMT would occur at speeds ranges where GHG emissions are lower. Adding the northbound truck climbing lane and operational improvements on SR 49 (Phase 1) would decrease annual GHG emissions by about 1,400 tons per year compared to the No Build. The addition of both the northbound improvements in Phase 1 and the Phase 2 southbound improvements would reduce GHG emissions by about 4,200 tons per year, three times higher than the reduction with only construction of Phase 1.

The SR 49 CIP is forecasted to save 113 tons of CO emissions, 25,696 tons of CO2 emissions, and 35 tons of NOX emissions over twenty years. This does not account for the additional air quality emission reductions that will result from the improved operations during high volume I-80 emergency detour events. Based on data collected by the Caltrans District 3 Traffic Management Center, 220 closures occurred between 2004 and 2022.

attachments

**RESOLUTION 23-31
OF THE
NEVADA COUNTY TRANSPORTATION COMMISSION**

**ADOPTION OF THE FY 2023/24 REGIONAL TRANSPORTATION IMPROVEMENT
PROGRAM**

WHEREAS, the Nevada County Transportation Commission (NCTC) is responsible for the preparation of the Regional Transportation Plan and Regional Transportation Improvement Program (RTIP); and

WHEREAS, prior to the adoption of the FY 2023/24 RTIP, a public hearing was conducted on November 8, 2023; and

WHEREAS, NCTC has considered the relationship between the proposed RTIP, Caltrans recommendations for the Interregional Transportation Improvement Program, and the Nevada County Regional Transportation Plan; and

WHEREAS, NCTC is responsible for the programming of Regional Improvement Program funds, and Caltrans is responsible for the programming of Interregional Improvement Program funds.

NOW, THEREFORE, BE IT RESOLVED, that the Nevada County Transportation Commission hereby submits the following projects and recommendations to the California Transportation Commission as NCTC's FY 2023/24 Regional Transportation Improvement Program:

1. Program \$4,385,000 in FY 2024/25 for Phase 2 of the State Route 49 Corridor Improvement Project.
2. \$360,000 for STIP Planning, Programming, and Monitoring Activities - Apportioned as follows:

<u>FY 2024/25</u>	<u>FY 2025/26</u>	<u>FY 2026/27</u>	<u>FY2027/28</u>	<u>FY2028/29</u>	<u>TOTAL</u>
\$65,000	\$65,000	\$100,000	\$65,000	\$65,000	\$360,000

BE IT FURTHER RESOLVED, that the Executive Director of the Nevada County Transportation Commission is authorized and directed to complete the necessary information regarding the FY 2023/24 Regional Transportation Improvement Program to the California Transportation Commission for inclusion in the 2024 State Transportation Improvement Program.

PASSED AND ADOPTED by the Nevada County Transportation Commission on November 8, 2023, by the following vote:

Ayes:

Noes:

Absent:

Abstain:

Ed Scofield, Chair
Nevada County Transportation Commission

Attest: _____
Dale D. Sayles
Administrative Services Officer

2024 STIP FUND ESTIMATE
Table 2 - Summary of Targets and Shares
(\$ in thousands)

County	2024 STIP Programming		
	Base (Minimum)	Total Target	Maximum
	Share through 2027-28	Share through 2028-29	Estimated Share through 2031-32
Alameda	49,377	64,236	199,103
Alpine	847	1,273	5,141
Amador	3,667	4,632	13,392
Butte	5,754	8,433	32,740
Calaveras	0	1,117	11,356
Colusa	1,796	2,553	9,425
Contra Costa	32,993	43,154	135,375
Del Norte	0	0	2,710
El Dorado LTC	9,159	11,135	29,073
Fresno	32,534	43,433	142,349
Glenn	500	1,292	8,484
Humboldt	6,478	9,297	34,882
Imperial	19,483	24,630	71,350
Inyo	0	2,742	39,428
Kern	31,505	46,349	181,082
Kings	0	371	18,899
Lake	4,503	5,746	17,030
Lassen	6,267	8,062	24,355
Los Angeles	131,421	216,817	991,876
Madera	296	2,239	19,868
Marin	0	0	13,092
Mariposa	1,458	2,188	8,814
Mendocino	9,038	11,731	36,177
Merced	12,981	16,586	49,306
Modoc	2,810	3,775	12,536
Mono	6,076	9,097	36,516
Monterey	10,448	15,515	61,507
Napa	0	0	12,953
Nevada	3,877	5,431	19,539
Orange	44,562	71,965	320,675
Placer TPA	0	0	32,863
Plumas	2,550	3,630	13,434
Riverside	35,374	59,788	281,373
Sacramento	52,513	66,606	194,511
San Benito	0	0	0
San Bernardino	77,490	105,358	358,293
San Diego	42,715	74,241	360,379
San Francisco	30,212	37,590	104,551
San Joaquin	36,881	44,617	114,833
San Luis Obispo	12,217	17,613	66,589
San Mateo	31,644	39,000	105,761
Santa Barbara	14,006	20,122	75,634
Santa Clara	4,761	21,943	177,888
Santa Cruz	5,755	8,602	34,442
Shasta	4,227	7,323	35,421
Sierra	1,106	1,640	6,481
Siskiyou	4,630	6,802	26,515
Solano	0	0	32,218
Sonoma	12,281	17,499	64,862
Stanislaus	11,026	16,482	65,994
Sutter	1,969	3,205	14,421
Tahoe RPA	598	1,209	6,752
Tehama	13,603	15,180	29,495
Trinity	4,300	5,442	15,814
Tulare	14,199	21,032	83,057
Tuolumne	4,245	5,494	16,824
Ventura	98,960	107,857	188,608
Yolo	10,619	13,251	37,136
Yuba	5,614	6,609	15,644
Statewide Regional	961,325	1,361,934	5,118,826
Interregional	172,685	312,076	1,577,214
TOTAL	1,134,010	1,674,010	6,696,040

	New Capacity
Statewide SHA Capacity	1,758,767
Statewide PTA Capacity	(84,757)
Total STIP Capacity	1,674,010

2024 STIP FUND ESTIMATE
Table 6 - Planning, Programming, and Monitoring (PPM) Limitations
(\$ in thousands)

County	Base				Target	5% PPM Limitation	
	2020 STIP FY 2024-25	2022 STIP FY 2024-25 - 2026-27	2024 STIP FY 2024-25 - 2027-28	Total FY 2024-25 - 2027-28	2024 STIP FY 2028-29	FY 2024-25 - 2027-28 ¹	FY 2028-29
Alameda	11,315	22,035	30,035	63,385	14,859	3,169	743
Alpine	337	659	861	1,857	426	93	21
Amador	765	1,495	1,951	4,211	965	211	48
Butte	2,264	4,403	5,413	12,080	2,679	604	134
Calaveras	915	1,787	2,280	4,982	1,129	249	56
Colusa	606	1,183	1,530	3,319	757	166	38
Contra Costa	7,747	15,118	20,538	43,403	10,161	2,170	508
Del Norte	565	1,099	1,400	3,064	693	153	35
El Dorado LTC	1,568	3,062	3,995	8,625	1,976	431	99
Fresno	8,540	16,670	22,028	47,238	10,899	2,362	545
Glenn	635	1,239	1,602	3,476	792	174	40
Humboldt	2,280	4,443	5,698	12,421	2,819	621	141
Imperial	4,036	7,879	10,405	22,320	5,147	1,116	257
Inyo	3,152	6,153	8,170	17,475	4,042	874	202
Kern	11,506	22,452	30,005	63,963	14,844	3,198	742
Kings	1,687	3,296	4,126	9,109	2,042	455	102
Lake	990	1,934	2,513	5,437	1,243	272	62
Lassen	1,449	2,832	3,628	7,909	1,795	395	90
Los Angeles	68,508	133,672	172,604	374,784	85,396	18,739	4,270
Madera	1,570	3,067	3,926	8,563	1,943	428	97
Marin	2,119	4,131	5,275	11,525	2,610	576	131
Mariposa	593	1,158	1,476	3,227	730	161	37
Mendocino	2,150	4,191	5,444	11,785	2,693	589	135
Merced	2,802	5,472	7,287	15,561	3,605	778	180
Modoc	774	1,512	1,951	4,237	965	212	48
Mono	2,342	4,571	6,106	13,019	3,021	651	151
Monterey	4,032	7,873	10,242	22,147	5,067	1,107	253
Napa	1,395	2,724	3,430	7,549	1,697	377	85
Nevada	1,199	2,343	3,142	6,684	1,554	334	78
Orange	21,115	41,195	55,387	117,697	27,403	5,885	1,370
Placer TPA	2,928	5,706	8,174	16,808	4,043	840	202
Plumas	865	1,685	2,183	4,733	1,080	237	54
Riverside	18,432	35,968	49,346	103,746	24,414	5,187	1,221
Sacramento	10,720	20,919	28,484	60,123	14,093	3,006	705
San Benito	743	1,451	2,012	4,206	996	210	50
San Bernardino	21,436	41,832	56,328	119,596	27,868	5,980	1,393
San Diego	24,241	47,293	63,723	135,257	31,526	6,763	1,576
San Francisco	5,747	11,202	14,912	31,861	7,378	1,593	369
San Joaquin	5,820	11,361	15,637	32,818	7,736	1,641	387
San Luis Obispo	4,274	8,341	10,907	23,522	5,396	1,176	270
San Mateo	5,848	11,415	14,868	32,131	7,356	1,607	368
Santa Barbara	4,804	9,374	12,363	26,541	6,116	1,327	306
Santa Clara	13,406	26,162	34,729	74,297	17,182	3,715	859
Santa Cruz	2,317	4,522	5,755	12,594	2,847	630	142
Shasta	2,476	4,822	6,257	13,555	3,096	678	155
Sierra	411	803	1,078	2,292	534	115	27
Siskiyou	1,702	3,327	4,390	9,419	2,172	471	109
Solano	3,511	6,854	9,184	19,549	4,544	977	227
Sonoma	4,314	8,423	10,548	23,285	5,218	1,164	261
Stanislaus	4,302	8,394	11,026	23,722	5,456	1,186	273
Sutter	989	1,931	2,498	5,418	1,236	271	62
Tahoe RPA	490	956	1,234	2,680	611	134	31
Tehama	1,261	2,464	3,188	6,913	1,577	346	79
Trinity	895	1,749	2,310	4,954	1,142	248	57
Tulare	5,331	10,384	13,813	29,528	6,833	1,476	342
Tuolumne	987	1,929	2,523	5,439	1,249	272	62
Ventura	7,114	13,882	17,983	38,979	8,897	1,949	445
Yolo	2,073	4,047	5,319	11,439	2,632	572	132
Yuba	759	1,482	2,012	4,253	995	213	50
							0
Statewide	327,152	638,326	845,232	1,810,710	418,175	90,536	20,909

¹Includes PPM shares distributed in the Adopted 2022 STIP

DANIELA FERNANDEZ – Nevada City City Council
 SUSAN HOEK – Nevada County Board of Supervisors
 TOM IVY – Grass Valley City Council, Vice Chair
 ED SCOFIELD – Nevada County Board of Supervisors, Chair
 JAY STRAUSS – Member-At-Large
 DUANE STRAWSER – Member-At-Large
 JAN ZABRISKIE – Town of Truckee



MICHAEL WOODMAN, Executive Director
 AARON HOYT, Deputy Executive Director


Grass Valley • Nevada City

Nevada County • Truckee

File: 200.1

MEMORANDUM

TO: Nevada County Transportation Commission

FROM: Aaron Hoyt, Deputy Executive Director 

SUBJECT: Draft Allocation Plan for Senate Bill 125 Transit and Intercity Rail Capital Program / Zero Emission Transit Capital Program

DATE: November 8, 2023

RECOMMENDATION: Provide comments on the Draft Allocation Plan for the Senate Bill 125 Transit and Intercity Rail Capital Program (TIRCP)/Zero Emission Transit Capital Program (ZETCP).

BACKGROUND: Senate Bill 125 (SB 125) amended the Budget Act of 2023 to create a new one-time source of transit funding to address operational funding shortfalls created from the reduction in transit ridership during the COVID-19 pandemic and capital needs. Approximately \$5.1 billion of funding will be distributed by formula over four years and administered by Regional Transportation Planning Agencies (RTPAs), such as the Nevada County Transportation Commission (NCTC) to identify and program regional transit operations and capital projects.

The SB 125 funding will be distributed through two programs: the Transit and Intercity Rail Capital Program (TIRCP) and the Zero Emission Transit Capital Program (ZETCP). Each program has slightly different project eligibility and reporting requirements and is briefly summarized below:

- The TIRCP is an existing competitive transit grant program created to fund transformative capital improvements to California's intercity rail, bus, ferry, and rail transit systems. Eligible projects may include the purchase of new rolling stock, service integration, capital facilities, mobile or contactless payment systems. All capital projects must increase ridership and reduce GHG emissions.
- The ZETCP is a new program that funds projects relating to the purchase and/or construction of zero-emission transit equipment, zero-emission vehicles and refueling infrastructure.

The SB 125 funds may also be used for transit operating expenses within its jurisdiction that prevent service cuts and increase ridership, including those related to ensuring safety and state of good repair of the vehicles and infrastructure necessary to operate service, as well as those that pay for free and reduced fare programs.

Program Requirements

To access the funds, NCTC is required to submit an initial allocation plan identifying the projects to be funded to the California State Transportation Agency (CalSTA) by December 31, 2023. The initial allocation plan is not required to fully allocate all funding, but any projects requesting funding in FY 2023/24 must be included in the plan. A short-term financial analysis of the transit systems is also required if SB 125 funds will be used for transit operating support between FY 2023-2024 and FY 2026-2027. Amendments to the allocation plan are allowed on a rolling basis to include additional projects or modify the list due to changing priorities.

Following the submittal of the initial allocation plan, NCTC will be required to complete the following:

- Conduct annual financial and transit service quality analyses.
- Post monthly transit ridership levels to the NCTC.CA.GOV website.
- Coordinate with SB 125 recipients to prepare annual progress reports.
- Submit and receive approval of a one-time, long-term financial plan by June 30, 2026, that addresses the approach to sustain the region’s transit operations absent additional discretionary or nonformula state funding to maintain eligibility for future TIRCP funding in the 2026-27 fiscal year and beyond.

The SB 125 guidelines allow for up to 1% of funding, or \$123,336, to be utilized by the RTPA to administer the program and prepare a long-term financial plan for the transit system.

Nevada County Regional Share of SB 125

Nevada County’s regional share of the total \$5.1 Billion available statewide is approximately \$12.3 million.

Table 1 below summarizes the annual distribution of funds by source available to transit operators within Nevada County:

Table 1					
SB 125 TIRCP/ZETCP Funding Summary					
Fund Source	Fiscal Year				
	FY 23/24	FY 24/25	FY 25/26	FY 26/27	Total
Transit & Intercity Rail Capital Program	\$5,416,406	\$5,429,324	\$0	\$0	\$10,845,730
Zero Emissions Transit Capital Program	\$554,558	\$311,093	\$311,093	\$311,093	\$1,487,837
Total by FY	\$5,970,964	\$5,740,417	\$311,093	\$311,093	\$12,333,567
Source: Budget Act of 2023 SB 125 Formula-Based Transit and Intercity Rail Capital Program & Zero Emission Transit Capital Program, Final Guidelines, September 29, 2023.					

Draft Initial Allocation Plan

NCTC began coordinating with the Town of Truckee and Nevada County in August to prepare a comment letter on the draft guidance, identify operational and capital needs, and gather data and information necessary for inclusion in the draft Initial Allocation Plan. The Initial Allocation Plan contains the following components:

- Overview of Transit Operations and Funding in Nevada County
- Regional Strategy and Distribution of TIRCP / ZETCP funding to eligible agencies
- Summary of Proposed TIRCP & ZETCP Projects
- Proposed TIRCP & ZETCP Funding Plan
- Regional Transit Operator Data

Through coordination with the Town of Truckee and Nevada County, more than \$85 million in projects were identified. The projects are primarily related to the mandated transition to zero emission buses, associated electrical infrastructure upgrades, and the Truckee Transit Facility Expansion and Nevada County Transit Operations Center upgrades. The list of projects was narrowed down to the highest priority projects that could be constrained to the available \$12.3 million of SB 125 TIRCP/ZETCP funding. Table 2 lists the Draft Program of Projects being considered at this time for funding through SB 125.

Table 2		
Draft SB 125 TIRCP/ZETCP Program of Projects		
Project Title	TIRCP/ZETCP Funding Request	Total Project Cost
Town of Truckee		
Public Service Center: Transit Facility Expansion	\$ 4,366,783	\$ 8,942,000
TART Connect On-Demand Service	\$ 1,738,333	\$ 2,320,000
Nevada County		
Fixed Route and Paratransit CAD/AVL system with Accompanying App for On-demand Service	\$ 570,000	\$ 570,000
Purchase of ZEB + Depot & On-route Chargers	\$ 524,000	\$ 3,460,653
Transit Operations Center Microgrid/EV Resiliency Development and Design Project	\$ 700,000	\$ 15,000,000
ZEV Charging Equipment Purchase - Depot 5 Units	\$ 1,100,000	\$ 1,100,000
ZEV Charging Equipment Purchase/Installation - Tinloy 2 units	\$ 700,000	\$ 700,000
Fixed Route ZEB Fleet Purchase - up to 10 vehicles	\$ 2,511,115	\$ 12,000,000
NCTC		
SB 125 Program Administration	\$123,336	\$123,336
Total	\$12,333,567	\$44,092,653

As allowed by the SB 125 guidelines, the Draft Initial Allocation Plan for FY 2023/24 will only include a subset of projects shown in Table 2 based on the deliverability and cash flow needs. Table 3 summarizes the projects proposed by each eligible agency and the amount of funding requested for FY 2023/24. The Draft Initial Allocation Plan for FY 2023/24 is proposed to contain approximately \$2.3 million out of the allotted \$12.3 million. Future amendments to the Allocation Plan will incorporate additional funding and/or projects to implement the full program of projects shown in Table 2.

Table 3 FY 2023/24 Draft SB 125 TIRCP/ZETCP Initial Allocation Plan Project List	
Project Title	TIRCP/ZETCP Funding Request
Town of Truckee	
Public Service Center: Transit Facility Expansion	\$ 390,000
Nevada County	
Fixed Route and Paratransit CAD/AVL system with Accompanying App for On-demand Service	\$ 570,000
Purchase of ZEB + Depot & On-route Chargers	\$ 524,000
Transit Operations Center Microgrid/EV Resiliency Development and Design Project	\$ 700,000
NCTC	
SB 125 Program Administration	\$ 123,336
Total	\$ 2,307,336

Given the timing of the NCTC Commission meetings and submittal deadline for the Initial Allocation Plan, NCTC staff is presenting the proposed projects in Table 3 for inclusion in the Initial Allocation Plan for review and comment. Staff will continue to work with the Town of Truckee and Nevada County to prepare the Initial Allocation Plan for submittal by the deadline.

DANIELA FERNANDEZ – Nevada City City Council
 SUSAN HOEK – Nevada County Board of Supervisors
 TOM IVY – Grass Valley City Council, Vice Chair
 ED SCOFIELD – Nevada County Board of Supervisors, Chair
 JAY STRAUSS – Member-At-Large
 DUANE STRAWSER – Member-At-Large
 JAN ZABRISKIE – Town of Truckee



MICHAEL WOODMAN, Executive Director
 AARON HOYT, Deputy Executive Director


Grass Valley • Nevada City

Nevada County • Truckee

File: 1030.2.4.4

MEMORANDUM

TO: Nevada County Transportation Commission

FROM: Michael Woodman, Executive Director 

SUBJECT: Rural Induced Demand Study - Status Update

DATE: November 8, 2023

RECOMMENDATION: Provide comments.

BACKGROUND: The theory of induced demand or induced vehicle miles traveled (VMT) is based on research studies of urban congested highways that examined the effects resulting from transportation improvement projects. These urban based research studies theorized that if transportation improvements in heavily congested urban highway and interstate corridors added capacity (new general-purpose lanes), it would attract new trips that had not been accounted for in the analysis of the projects benefits, which would result in an increase of trips and vehicle miles traveled and thereby reduce the anticipated congestion relief benefits. Recent state policies and transportation funding guidelines addressing climate change have focused on the potential induced demand effect of transportation improvements to ensure that induced demand is considered in planning and funding decisions.

In 2022, to address the lack of induced demand research in rural settings and context, the California Rural Counties Task Force (RCTF) approved \$150,000 to fund a study focused on rural induced demand and selected the Nevada County Transportation Commission (NCTC) to manage the study process on their behalf. NCTC issued a request for proposals to conduct the Rural Induced Demand Study and selected a consultant team led by DKS Associates in collaboration with GHD, Inc., and an independent academic researcher from California Polytechnic State University, San Luis Obispo.

The need for the study arose from concerns raised by rural agencies in California that felt that transportation improvement projects in rural corridors that are absent of significant congestion are being mischaracterized as inducing demand and being unfairly disadvantaged in competing for state funding programs. Many of the transportation projects featured in rural Regional Transportation Plans include active transportation and complete streets projects to improve rural main streets and multi-modal mobility and connectivity; however, additional lanes may be required on certain rural state highways to address operational and safety improvements, minimize goods movement conflicts, address demands related to tourism, and provide sufficient capacity to serve communities during wildfire evacuations.

The purpose of this study is to conduct research and examine the current body of literature on induced demand to understand the applicability to projects in rural areas of the state, identify and evaluate rural case studies to determine the occurrence of induced demand and the contributing causal factors that must be present, and make recommendations on how to appropriately address induced demand for rural highway improvements. The study will develop state policy recommendations for addressing the analysis of induced demand for rural highway improvements in relation to state guidance and funding programs, as well as analysis under the California Environmental Quality Act (CEQA).

Jim Damkowitch, Managing Director with DKS Associates Sacramento, will provide a presentation at the November 8, 2023 NCTC meeting to provide an overview of some of the preliminary findings. It is anticipated that the draft report will be completed in January of 2024 and circulated for review and comment and presented to the RCTF, Caltrans, and NCTC. It is anticipated that the final report will be presented to NCTC at their meeting scheduled for March 20, 2024 with a recommendation to accept the report as complete.



MALIA M. COHEN
CALIFORNIA STATE CONTROLLER

September 14, 2023

County Auditors Responsible for State of Good Repair Program Funds
Transportation Planning Agencies
County Transportation Commissions
San Diego Metropolitan Transit System

SUBJECT: Fiscal Year 2022-23 Fourth Quarter State of Good Repair Program Allocation

Enclosed is a summary schedule of State of Good Repair (SGR) program funds allocated for the fourth quarter of Fiscal Year (FY) 2022-23 for each Transportation Planning Agency (TPA), county transportation commission, and the San Diego Metropolitan Transit System for the purposes of Public Utilities Code (PUC) section 99312.1(c). Allocations for the SGR program are calculated pursuant to the distribution formulas in PUC sections 99313 and 99314. Also enclosed is a schedule detailing the amount calculated pursuant to PUC section 99314 for each TPA by operator.

PUC section 99313 allocations are based on the latest available annual population estimates from the Department of Finance. Pursuant to PUC section 99314.10, the PUC section 99314 allocations are based on the State Controller's Office transmittal letter, Reissuance of the FY 2020-21 SGR Program Allocation Estimate, dated August 1, 2023.

This is the fourth allocation for FY 2022-23. The total amount allocated to all agencies for the fourth allocation is \$20,627,199.60. The payment is scheduled to issue on September 14, 2023. Please refer to the schedule for the amounts that relate to your agency.

Please contact Mike Silvera by telephone at (916) 323-0704 or email at MSilvera@sco.ca.gov with any questions, or for additional information. Information for the SGR program can be found on the California Department of Transportation website at: <https://dot.ca.gov/programs/rail-and-mass-transportation/state-transit-assistance-state-of-good-repair>.

Sincerely,

Melma
Dizon

Digitally signed by
Melma Dizon
Date: 2023.09.14
15:04:01 -07'00'

MELMA DIZON
Manager, Local Apportionments Section

Enclosure

STATE CONTROLLER'S OFFICE
2022-23 STATE OF GOOD REPAIR PROGRAM FOURTH QUARTER ALLOCATION SUMMARY
SEPTEMBER 14, 2023

Regional Entity	Amount Based on PUC 99313 Allocation Fiscal Year 2022-23 Quarter 4	Amount Based on PUC 99314 Allocation Fiscal Year 2022-23 Quarter 4	Total Fiscal Year 2022-23 Quarter 4
	A	B	C= (A + B)
Metropolitan Transportation Commission	\$ 2,003,913.00	\$ 5,548,548.00	\$ 7,552,461.00
Sacramento Area Council of Governments	520,924.00	179,454.00	700,378.00
San Diego Association of Governments	249,535.00	61,680.00	311,215.00
San Diego Metropolitan Transit System	615,680.00	253,949.00	869,629.00
Tahoe Regional Planning Agency	28,401.00	1,636.00	30,037.00
Alpine County Transportation Commission	316.00	24.00	340.00
Amador County Transportation Commission	10,606.00	371.00	10,977.00
Butte County Association of Governments	53,063.00	2,952.00	56,015.00
Calaveras County Local Transportation Commission	11,857.00	144.00	12,001.00
Colusa County Local Transportation Commission	5,740.00	256.00	5,996.00
Del Norte County Local Transportation Commission	7,164.00	372.00	7,536.00
El Dorado County Local Transportation Commission	45,758.00	3,145.00	48,903.00
Fresno County Council of Governments	266,166.00	48,419.00	314,585.00
Glenn County Local Transportation Commission	7,567.00	216.00	7,783.00
Humboldt County Association of Governments	35,576.00	5,956.00	41,532.00
Imperial County Transportation Commission	47,199.00	4,513.00	51,712.00
Inyo County Local Transportation Commission	4,995.00	0.00	4,995.00
Kern Council of Governments	239,462.00	14,714.00	254,176.00
Kings County Association of Governments	40,012.00	1,610.00	41,622.00
Lake County/City Council of Governments	17,741.00	907.00	18,648.00
Lassen County Local Transportation Commission	7,968.00	340.00	8,308.00
Los Angeles County Metropolitan Transportation Authority	2,595,460.00	3,388,843.00	5,984,303.00
Madera County Local Transportation Commission	41,426.00	1,384.00	42,810.00
Mariposa County Local Transportation Commission	4,486.00	133.00	4,619.00
Mendocino Council of Governments	23,688.00	1,741.00	25,429.00
Merced County Association of Governments	74,837.00	3,606.00	78,443.00
Modoc County Local Transportation Commission	2,287.00	196.00	2,483.00
Mono County Local Transportation Commission	3,521.00	5,134.00	8,655.00
Transportation Agency for Monterey County	114,153.00	35,696.00	149,849.00
Nevada County Local Transportation Commission	26,647.00	1,258.00	27,905.00
Orange County Transportation Authority	832,298.80	299,553.00	1,131,851.80
Placer County Transportation Planning Agency	83,626.00	12,011.00	95,637.00
Plumas County Local Transportation Commission	4,986.00	776.00	5,762.00
Riverside County Transportation Commission	641,027.00	105,405.00	746,432.00
Council of San Benito County Governments	17,234.00	275.00	17,509.00
San Bernardino County Transportation Authority	575,791.00	122,244.00	698,035.00
San Joaquin Council of Governments	206,426.00	46,913.00	253,339.00
San Luis Obispo Area Council of Governments	73,885.00	5,100.00	78,985.00
Santa Barbara County Association of Governments (SBCAG)	117,167.00	29,676.00	146,843.00
Santa Cruz County Transportation Commission	70,159.00	63,413.00	133,572.00
Shasta Regional Transportation Agency	47,516.00	2,468.00	49,984.00
Sierra County Local Transportation Commission	850.00	33.00	883.00
Siskiyou County Local Transportation Commission	11,536.00	493.00	12,029.00
Stanislaus Council of Governments	144,619.00	8,249.00	152,868.00
Tehama County Transportation Commission	17,122.00	354.00	17,476.00
Trinity County Transportation Commission	4,217.00	139.00	4,356.00
Tulare County Association of Governments	125,023.00	13,285.80	138,308.80
Tuolumne County Transportation Council	14,553.00	369.00	14,922.00
Ventura County Transportation Commission	219,416.00	35,646.00	255,062.00
State Totals	\$ 10,313,599.80	\$ 10,313,599.80	\$ 20,627,199.60

STATE CONTROLLER'S OFFICE
2022-23 STATE OF GOOD REPAIR PROGRAM FOURTH QUARTER ALLOCATION
BASED ON PUC 99314 ALLOCATION DETAIL
SEPTEMBER 14, 2023

<u>Regional Entity and Operator(s)</u>	<u>Revenue Basis</u>	<u>Amount Based on PUC 99314 Allocation Fiscal Year 2022-23 Quarter 4</u>
Transportation Agency for Monterey County Monterey-Salinas Transit District	19,637,486	35,696.00
Nevada County Local Transportation Commission County of Nevada	369,077	671.00
City of Truckee	323,083	587.00
Regional Entity Totals	692,160	1,258.00
Orange County Transportation Authority City of Laguna Beach	1,910,271	3,472.00
Orange County Transportation Authority	110,748,483	201,314.00
Regional Entity Subtotals	112,658,754	204,786.00
Orange County Transportation Authority - Corresponding to SCRRA***	NA	94,767.00
Regional Entity Totals	112,658,754	299,553.00
Placer County Transportation Planning Agency City of Auburn	21,830	40.00
County of Placer	5,410,141	9,834.00
City of Roseville	1,175,827	2,137.00
Regional Entity Totals	6,607,798	12,011.00
Plumas County Local Transportation Commission County of Plumas	346,829	630.00
County Service Area 12 - Specialized Service	80,198	146.00
Regional Entity Totals	427,027	776.00
Riverside County Transportation Commission City of Banning	208,349	379.00
City of Beaumont	318,557	579.00
City of Corona	426,555	775.00
Palo Verde Valley Transit Agency	175,762	319.00
City of Riverside - Specialized Service	493,635	897.00
Riverside Transit Agency	18,329,390	33,318.00
Sunline Transit Agency	11,506,078	20,915.00
Regional Entity Subtotals	31,458,326	57,182.00
Riverside County Transportation Commission - Corresponding to SCRRA***	NA	48,223.00
Regional Entity Totals	31,458,326	105,405.00
Council of San Benito County Governments San Benito County Local Transportation Authority	151,384	275.00
San Bernardino County Transportation Authority Morongo Basin Transit Authority	1,027,787	1,868.00
Mountain Area Regional Transit Authority	564,732	1,027.00
City of Needles	58,190	106.00
Omnitrans	34,279,207	62,311.00
Victor Valley Transit Authority	4,530,204	8,235.00
Regional Entity Subtotals	40,460,120	73,547.00
San Bernardino County Transportation Authority - Corresponding to SCRRA***	NA	48,697.00
Regional Entity Totals	40,460,120	122,244.00

*** The amounts allocated to the member agencies of Southern California Regional Rail Authority are included with their corresponding transportation planning agency.



MALIA M. COHEN
CALIFORNIA STATE CONTROLLER

September 14, 2023

County Auditors Responsible for State Transit Assistance Funds
Transportation Planning Agencies
County Transportation Commissions
San Diego Metropolitan Transit System

SUBJECT: Fiscal Year 2022-23 Fourth Quarter State Transit Assistance Allocation

Enclosed is a summary schedule of State Transit Assistance (STA) funds allocated for the fourth quarter of Fiscal Year (FY) 2022-23 for each Transportation Planning Agency (TPA), county transportation commission, and the San Diego Metropolitan Transit System for the purposes of Public Utilities Code (PUC) sections 99313 and 99314. Also enclosed is a schedule detailing the amount calculated pursuant to PUC section 99314 for each TPA by operator.

PUC section 99313 allocations are based on the latest available annual population estimates from the Department of Finance. Pursuant to PUC section 99314.10, the PUC section 99314 allocations are based on the State Controller's Office transmittal letter, Reissuance of the FY 2020-21 STA Allocation Estimate, dated August 1, 2023. Pursuant to PUC section 99314.3, each TPA is required to allocate funds to the STA-eligible operators in the area of its jurisdiction.

This is the fourth allocation for FY 2022-23. The total amount allocated to all agencies for the fourth allocation is \$267,375,030. The payment is scheduled to issue on September 14, 2023. Please refer to the schedule for the amounts that relate to your agency.

Please contact Mike Silvera by telephone at (916) 323-0704 or email at MSilvera@sco.ca.gov with any questions, or for additional information.

Sincerely,
Melma
Dizon

Digitally signed by
Melma Dizon
Date: 2023.09.14
15:01:10 -07'00'

MELMA DIZON
Manager, Local Apportionments Section

Enclosure

STATE CONTROLLER'S OFFICE
2022-23 STATE TRANSIT ASSISTANCE ALLOCATION FOURTH QUARTER ALLOCATION SUMMARY
SEPTEMBER 14, 2023

Regional Entity	PUC 99313		PUC 99314		Total
	Funds from RTC Sections 7102(a)(3), 6051.8(a), and 6201.8(a)		Funds from RTC Sections 6051.8(b), and 6201.8(b)		
	Fiscal Year 2022-23 Quarter 4	Fiscal Year 2022-23 Quarter 4	Fiscal Year 2022-23 Quarter 4	Fiscal Year 2022-23 Quarter 4	Fiscal Year 2022-23 Quarter 4
	A	B	C	D= (A+B+C)	
Metropolitan Transportation Commission	\$ 14,482,150	\$ 11,493,090	\$ 71,635,896	\$ 97,611,136	
Sacramento Area Council of Governments	3,764,680	2,987,665	2,316,895	9,069,240	
San Diego Association of Governments	1,803,371	1,431,162	796,337	4,030,870	
San Diego Metropolitan Transit System	4,449,478	3,531,122	3,278,669	11,259,269	
Tahoe Regional Planning Agency	205,254	162,890	21,125	389,269	
Alpine County Transportation Commission	2,283	1,812	303	4,398	
Amador County Transportation Commission	76,650	60,829	4,789	142,268	
Butte County Association of Governments	383,482	304,333	38,113	725,928	
Calaveras County Local Transportation Commission	85,689	68,003	1,864	155,556	
Colusa County Local Transportation Commission	41,480	32,918	3,306	77,704	
Del Norte County Local Transportation Commission	51,772	41,086	4,800	97,658	
El Dorado County Local Transportation Commission	330,687	262,435	40,609	633,731	
Fresno County Council of Governments	1,923,562	1,526,546	625,123	4,075,231	
Glenn County Local Transportation Commission	54,686	43,399	2,794	100,879	
Humboldt County Association of Governments	257,106	204,040	76,895	538,041	
Imperial County Transportation Commission	341,105	270,702	58,277	670,084	
Inyo County Local Transportation Commission	36,098	28,648	0	64,746	
Kern Council of Governments	1,730,573	1,373,389	189,953	3,293,915	
Kings County Association of Governments	289,166	229,483	20,779	539,428	
Lake County/City Council of Governments	128,216	101,753	11,707	241,676	
Lassen County Local Transportation Commission	57,585	45,699	4,385	107,669	
Los Angeles County Metropolitan Transportation Authority	18,757,225	14,885,806	44,283,729	77,926,760	
Madera County Local Transportation Commission	299,386	237,594	17,873	554,853	
Mariposa County Local Transportation Commission	32,422	25,730	1,713	59,865	
Mendocino Council of Governments	171,189	135,856	22,476	329,521	
Merced County Association of Governments	540,845	429,217	46,562	1,016,624	
Modoc County Local Transportation Commission	16,529	13,118	2,527	32,174	
Mono County Local Transportation Commission	25,448	20,196	66,281	111,925	
Transportation Agency for Monterey County	824,980	654,707	460,864	1,940,551	
Nevada County Local Transportation Commission	192,574	152,828	16,243	361,645	
Orange County Transportation Authority	6,014,968	4,773,501	3,867,458	14,655,927	
Placer County Transportation Planning Agency	604,360	479,623	155,078	1,239,061	
Plumas County Local Transportation Commission	36,030	28,594	10,021	74,645	
Riverside County Transportation Commission	4,632,659	3,676,496	1,360,879	9,670,034	
Council of San Benito County Governments	124,549	98,842	3,553	226,944	
San Bernardino County Transportation Authority	4,161,200	3,302,344	1,578,254	9,041,798	
San Joaquin Council of Governments	1,491,828	1,183,921	605,665	3,281,414	
San Luis Obispo Area Council of Governments	533,965	423,757	65,833	1,023,555	
Santa Barbara County Association of Governments (SBCAG)	846,755	671,988	383,141	1,901,884	
Santa Cruz County Transportation Commission	507,037	402,386	818,712	1,728,135	
Shasta Regional Transportation Agency	343,392	272,517	31,867	647,776	
Sierra County Local Transportation Commission	6,142	4,874	419	11,435	
Siskiyou County Local Transportation Commission	83,370	66,163	6,367	155,900	
Stanislaus Council of Governments	1,045,150	829,435	106,501	1,981,086	
Tehama County Transportation Commission	123,737	98,198	4,567	226,502	
Trinity County Transportation Commission	30,478	24,187	1,788	56,453	
Tulare County Association of Governments	903,533	717,048	171,522	1,792,103	
Tuolumne County Transportation Council	105,170	83,463	4,769	193,402	
Ventura County Transportation Commission	1,585,706	1,258,422	460,234	3,304,362	
Subtotals	\$ 74,535,700	\$ 59,151,815			
State Totals		\$ 133,687,515	\$ 133,687,515	\$ 267,375,030	

**STATE CONTROLLER'S OFFICE
2022-23 STATE TRANSIT ASSISTANCE ALLOCATION FOURTH QUARTER PUC 99314 ALLOCATION DETAIL
SEPTEMBER 14, 2023**

Regional Entity and Operator(s)	Revenue Basis	Fiscal Year 2022-23	Fiscal Year 2022-23	Fiscal Year 2022-23
		Funds from RTC Sections 7102(a)(3), 6051.8(a), and 6201.8(a) Quarter 4 Gross Allocation	Funds from RTC Sections 6051.8(b), and 6201.8(b) Quarter 4 Gross Allocation	Quarter 4 Paid
		A	B	C= (A+B)
Modoc County Local Transportation Commission				
Modoc Transportation Agency	107,653	1,409	1,118	2,527
Mono County Local Transportation Commission				
Eastern Sierra Transit Authority	2,824,223	36,954	29,327	66,281
Transportation Agency for Monterey County				
Monterey-Salinas Transit District	19,637,486	256,949	203,915	460,864
Nevada County Local Transportation Commission				
County of Nevada	369,077	4,829	3,832	8,661
City of Truckee	323,083	4,227	3,355	7,582
Regional Entity Totals	692,160	9,056	7,187	16,243
Orange County Transportation Authority				
City of Laguna Beach	1,910,271	24,995	19,836	44,831
Orange County Transportation Authority	110,748,483	1,449,100	1,150,011	2,599,111
Regional Entity Subtotals	112,658,754	1,474,095	1,169,847	2,643,942
Orange County Transportation Authority - Corresponding to SCRRA***	NA	682,155	541,361	1,223,516
Regional Entity Totals	112,658,754	2,156,250	1,711,208	3,867,458
Placer County Transportation Planning Agency				
City of Auburn	21,830	286	228	514
County of Placer	5,410,141	70,790	56,179	126,969
City of Roseville	1,175,827	15,385	12,210	27,595
Regional Entity Totals	6,607,798	86,461	68,617	155,078
Plumas County Local Transportation Commission				
County of Plumas	346,829	4,538	3,601	8,139
County Service Area 12 - Specialized Service	80,198	1,049	833	1,882
Regional Entity Totals	427,027	5,587	4,434	10,021
Riverside County Transportation Commission				
City of Banning	208,349	2,726	2,163	4,889
City of Beaumont	318,557	4,168	3,308	7,476
City of Corona	426,555	5,581	4,429	10,010
Palo Verde Valley Transit Agency	175,762	2,300	1,825	4,125
City of Riverside - Specialized Service	493,635	6,459	5,126	11,585
Riverside Transit Agency	18,329,390	239,833	190,332	430,165
Sunline Transit Agency	11,506,078	150,552	119,479	270,031
Regional Entity Subtotals	31,458,326	411,619	326,662	738,281
Riverside County Transportation Commission - Corresponding to SCRRA***	NA	347,121	275,477	622,598
Regional Entity Totals	31,458,326	758,740	602,139	1,360,879

*** The amounts allocated to the member agencies of Southern California Regional Rail Authority are included with their corresponding transportation planning agency.

JAN ARBUCKLE – Grass Valley City Council, Vice Chair
 DANIELA FERNANDEZ – Nevada City City Council
 SUSAN HOEK – Nevada County Board of Supervisors
 ED SCOFIELD – Nevada County Board of Supervisors, Chair
 JAY STRAUSS – Member-At-Large
 DUANE STRAWSER – Member-At-Large
 JAN ZABRISKIE – Town of Truckee



MICHAEL WOODMAN, Executive Director
 AARON HOYT, Deputy Executive Director

Grass Valley • Nevada City

Nevada County • Truckee

September 14, 2023

Mark Tollefson
 Undersecretary
 California State Transportation Agency
 400 Capitol Mall, Suite 2340
 Sacramento, California 95814

SUBJECT: COMMENTS ON INFORMAL DRAFT GUIDELINES FOR SB 125 FORMULA-BASED TRANSIT AND INTERCITY RAIL CAPITAL PROGRAM & ZERO EMISSION TRANSIT CAPITAL PROGRAM

Dear Mr. Tollefson:

The Nevada County Transportation Commission (NCTC) commends the legislature in allocating \$5.1 billion in critical transit funding and the California State Transportation Agency (CalSTA) in developing the SB 125 Formula Based Transit and Intercity Rail Capital Program & Zero Emission Transit Capital Program guidelines. We recognize that this level of funding is unprecedented and will aid transit organization across the state who are still impacted by ridership declines created during the COVID 19 pandemic, those with backlogged transit capital projects, as well as those organizations facing funding uncertainties related to the transition to innovative clean transit requirements. This funding will undoubtedly move the needle on reinstating and maintaining existing operational services and enable meaningful progress on modernizing transit fleets.

We encourage CalSTA to continue working with the legislature to identify additional funding to create a long-term and stable funding stream to realize efficient and effective transit services that move regions towards the state goals. In Nevada County, 100% of our local transportation funds are dedicated to transit services provided by the County of Nevada in the western portion of the county and the Town of Truckee in the eastern portion of the county. Our transit operators have been able to weather the fiscal cliff that many of their larger urban counterparts have struggled with. This is due in part to the level of transit funding available in Nevada County that has led to what may be described as typical rural services on one-hour headways and limited spans of service. This funding has limited our ability to provide more robust transit services to entice residents to use transit services for daily trips, connect commuters with passenger rail service provided by the Capital Corridor Joint Powers Authority, and address the workforce travel needs of employers in the Truckee and Resort Triangle area who import workers from Reno in the State of Nevada. The SB 125 TIRCP and ZETCP funding that we will receive will assist us in the transition to zero emission buses, providing charging/refueling infrastructure, transit facility upgrades, first and last mile connections, and mobility hubs that will reduce greenhouse gases and facilitate retaining existing riders and attracting future riders.

In our review of the Informal Draft Guidelines, NCTC would like to offer one overarching comments to help streamline and shape the final guidelines. While accountability is paramount in the use of public funds, we feel that the reporting requirements contained in the Informal Draft Guidelines are burdensome. By count,

there appear to be six different reports that will be required either semi-annually or annually for each of the TIRCP and ZETCP funds. We encourage CalSTA to consider reducing the data requested or further streamlining the required reports. Many rural transit operators may have one to two staff to administer the transportation system, train and hire drivers, plan for improvements, prepare and manage grant programs. Transit operators have proved their ability to deliver community-based transit services and already report to Caltrans and FTA. Strides should be taken to use readily available information to not further burden transit operators.

We would also like to offer the following specific comments and questions to increase clarity of the guidelines and further assist Regional Transportation Planning Agencies (RTPAs) in preparing the required Allocation Packages. These include:

Section 5 Page 11

- The TIRCP eligibility and guidelines are referenced in this section and elsewhere in the guidelines. It would be beneficial for those unfamiliar with the TIRCP to incorporate additional details on TIRCP references or clear footnotes identifying where additional information can be located.

Section 5 Page 12

- If 5% of the total ZETCP funding is allowed to be used for administration and planning expenses related to the long-term financial plan that is due by June 30, 2026, why is the RTPA required to submit a request for funding along with the Allocation Package by December 31, 2023?
- Flexibility on the timing for use of the funds is important, especially as it relates to the RTPA's Overall Work Program (OWP) and staffing. An RTPA cannot start expending funds until said funds are incorporated into the OWP and approved by Caltrans.
- Additionally, we would encourage CalSTA to consider increasing the maximum amount of funding that can be utilized for administration and planning. In Nevada County, 5% of the total ZETCP funding is roughly \$74,000, which may be insufficient to address four years of administration, developing a long-term financial plan.

Section 6 B.i Page 12

- The Allocation Package narrative requires the RTPA to describe how operational funding deficits will be addressed with SB 125 funding but does not acknowledge that certain transit operators may not be facing operational deficits with existing service structures.
- For some rural transit operators, operational deficits are not an issue, but rather having sufficient stable and long-term funding to increase services such as improving headways, service span, and geographic area served is a key issue to delivering a service model that will attract new ridership. Furthermore, the transition to zero emission busses and charging/refueling infrastructure presents a greater challenge for rural transit operators and may force rural transit operators to maintain status quo operational services in order to meet the ZEB transition requirements. It is noted in this section that State Transit Assistance and an increase in Federal funding through the Infrastructure Investment and Jobs Act (IIJA) funding has led to historical funding levels. While this may be true at a high level, we have not seen a significant and meaningful increase in the amount of funding received. The current level of funding received by rural transit operators is insufficient to provide high frequency transit services.

- The language in this section should be updated to reflect this scenario and either direct RTPAs to list this section as not applicable or explain that existing services are being met and not at risk of operational services cuts.

Section 6.C.2.c.ii. Page 15

- A ZETCP capital project fact sheet indicates that housing and employment density should be identified in areas adjacent to proposed projects. The language in this section could benefit from clarifying whether housing and employment density can come from planning documents and/or zoning code rather than a GIS exercise to calculate existing or actual housing and employment density. This could be burdensome for some rural small agencies who do not have this technical capability.

Section 6E page 20

- The section regarding monthly transit ridership should be updated to acknowledge that not all transit operators, specifically rural, do not submit ridership data to NTD and as a result are not listed in the NTD Complete Monthly Ridership database referenced in this section. Most rural transit operators are considered “reduced reporters” by NTD and do not have the same reporting requirements. In this situation, the guidelines should indicate that it is the RTPA’s responsibility to coordinate with transit operators to collect this data for posting the RTPA’s website.

Section 7 page 21

- This section discusses how agencies can request funds and interest earned. Is the interest earned specific to the RTPA’s allocation? Will CalSTA maintain record of the interest earned and provide a report to the RTPA on the accumulation of interest? This section could benefit from additional clarity in the language.

Section 8 page 22

- This section indicates that once ZETCP funding has been awarded, the funding recipient is required to provide a semi-annual report on actual job data. Additional information and guidance should be articulated in this section to provide clarity on the requirements.

I know that a lot of time and effort was invested in the development of the Informal Draft Guidelines. We appreciate the opportunity to comment on the guidance and look forward to a continued partnership in making transformative changes to our transit system.

Sincerely,



Mike Woodman, Executive Director
Nevada County Transportation Commission

DANIELA FERNANDEZ – Nevada City City Council
 SUSAN HOEK – Nevada County Board of Supervisors
 TOM IVY – Grass Valley City Council, Vice Chair
 ED SCOFIELD – Nevada County Board of Supervisors, Chair
 JAY STRAUSS – Member-At-Large
 DUANE STRAWSER – Member-At-Large
 JAN ZABRISKIE – Town of Truckee



MICHAEL WOODMAN, Executive Director
 AARON HOYT, Deputy Executive Director


Grass Valley • Nevada City

Nevada County • Truckee

File: 950.6

MEMORANDUM

TO: Nevada County Transportation Commission

FROM: Michael Woodman, Executive Director 

SUBJECT: Executive Director's Report for the November 8, 2023 Meeting

DATE: November 8, 2023

LOCAL TRANSPORTATION CLIMATE ADAPTATION PROGRAM (LTCAP) GRANT AWARD ANNOUCEMENT

The California Transportation Commission (CTC) is scheduled to release the staff recommendations for award of the Local Transportation Climate Adaptation (LTCAP) grants on November 3, 2023. NCTC staff will report at the meeting if NCTC's State Route 49 Grass Valley Wildfire Evacuation Route Project, described below, is recommended for funding. If recommended for funding, the CTC will consider the staff recommendations for approval at their December 6-7th, 2023 meeting.

The Nevada County Transportation Commission (NCTC) staff, in coordination with Caltrans District 3, submitted the State Route 49 Grass Valley Wildfire Evacuation Route Project to the California Transportation Commission (CTC) for funding consideration for the 2023 Local Transportation Climate Adaptation Program (LTCAP). The proposed project is intended to help address the existing evacuation barriers identified at bottleneck locations on the State Route 49 corridor between Combie Road/Wolf Road and Ponderosa Pines Way through the construction of structurally engineered shoulders and a center two-way left turn lane. The shoulders will be constructed to be 12 feet wide southbound and 8 feet wide northbound. The 16' center two-way left turn lane will also improve safety and operations during non-emergency events allowing safer operations for vehicles entering and exiting the highway. The planned improvements will help to facilitate southbound contraflow during evacuation events mitigating risks to residents of the Cities of Grass Valley, Nevada City, and unincorporated communities adjacent to the State Route 49 corridor by reducing evacuation times while enhancing emergency ingress. Additionally, the project will also harden infrastructure and improve climate resiliency.

The grant application requested \$35,000,000 of LTCAP funding, which includes a state only match request of \$5,833,000, to expedite Community Resilience and Evacuation Route improvements on State Route 49. The LTCAP funding requested will allow NCTC in partnership with Caltrans District 3 to advance the project through a coordinated strategic funding plan. Of the \$35 million total funding being

requested, approximately \$10.0 million of LTCAP is requested to complete the project development work (Project Approval/Environmental Documentation, Plans, Specifications & Estimates, Right-of-Way Support, and Construction Support), \$3.5 million for Right-of-Way Capital, and \$21.6 million is being requested to fully fund the construction in partnership with State Highway Operations and Protection Program (SHOPP) funding committed by Caltrans District 3. NCTC is the nominating agency and Caltrans District 3 will be the implementing agency.

COMBINED CONGESTION MITIGATION AIR QUALITY IMPROVEMENT PROGRAM (CMAQ) AND CARBON REDUCTION PROGRAM (CRP) CALL FOR PROJECTS

Western Nevada County was classified as “non-attainment” in 2004 for the federal 8-hour ozone standard and, due to the designation, annually receives federal Congestion Mitigation and Air Quality (CMAQ) funding for projects that can help the area reach and maintain air quality standards. NCTC, as the Regional Transportation Planning Agency for Nevada County, is responsible for administration of the region’s annual apportionment of CMAQ funding, including project selection and approval.

In November 2021, the Infrastructure Investment and Jobs Act (IIJA), also known as the Bipartisan Infrastructure Law (BIL), was passed into law, which included a new funding program called the Carbon Reduction Program (CRP). The CRP provides federal funding to projects that decrease transportation emissions, which are defined as the carbon dioxide (CO2) emissions that result from on-road, highway sources. CRP is apportioned annually by population to Metropolitan Planning Organizations (MPOs) and Regional Transportation Planning Agencies (RTPAs). Nevada County, Grass Valley, Nevada City, and Town of Truckee are eligible applicants for CRP funding.

NCTC staff are preparing to release a “Call for Projects” in November for CMAQ and CRP eligible projects in western Nevada County. NCTC has a goal of programming a total of \$366,139 of CRP funding available for FY 2023/24 and a total of \$2,480,256 of CMAQ funds covering FFY 2023/24 (\$622,705) and FFY 2025/26 (\$1,857,551) to fund projects that can demonstrate emission reductions and improve air quality. The schedule of activities related to the CMAQ call for projects is shown below:

CMAQ & CRP Call for Projects Timeline

NCTC Issues Call for Projects	November 10, 2023
Application Submittal Deadline	December 15, 2023
Staff Review and Initial Ranking	Dec. 18, 2023 – Jan. 5, 2024
Review by Technical Advisory Committee	January 2024 (TBD)
Recommendations Presented to NCTC for Approval	January 24, 2024



Caltrans District 3 Project Status Report
November 2023

Highway 20		
2H62U Omega Curve Correction (2H620) (0H240) (1H810) (0H660)	CO-RTE-PM	NEV - 20 - 29.7/39.8
	Location	In Nevada County, near Omega, from 0.1 mile east of White Cloud Campground to 1.3 miles west of Zeibrigh Road.
	Description	Curve improvement, widen shoulders, and add turnout.
	Funding Source	SHOPP - Safety (010) and Operational Improvements (310)
	Total Cost	\$61,443,000
	Planning	COMPLETE
	Environmental	COMPLETE
	Design	COMPLETE
Construction	Target completion Winter 2025.	
4H070 Gold Nugget	CO-RTE-PM	NEV - 20 - 12.2/20.0
	Location	In and near Grass Valley and Nevada City, from RTE 20/49 SEP (Br#17-0049) to Rim Rock Lane.
	Description	Repair pavement, drainage, sign panels, ADA facilities, and roadside planting & irrigation. Install new storm water improvement, Maintenance Vehicle Pullouts (MVPs).
	Funding Source	SHOPP - Asset Management (120)
	Total Cost	\$23,990,000
	Planning	COMPLETE
	Environmental	COMPLETE
	Design	COMPLETE
Construction	Construction is expected to begin Fall 2023. Target completion Winter 2024.	
0J520 NEV 20 CAPM	CO-RTE-PM	NEV - 20 - 20 / 46.119
	Location	Pavement CAPM and drainage improvements in Nevada County east of Nevada City from Rim Rock Road to Jct20/80.
	Description	Class II Pavement CAPM on Mainline and ramps, rehabilitate or replace poor conditions drainage systems. Evaluate /rehabilitate/replace poor condition lighting, sing panels, and TMS elements.
	Funding Source	SHOPP - Asset Management (121)
	Total Cost	\$38,010,000
	Planning	COMPLETE
	Environmental	Target completion Spring 2024.
	Design	Target completion Spring 2025.
Construction	Construction is expected to begin Summer 2025. Target completion Fall 2026.	


Highway 49		
4E170 Nev-49 Corridor Improvement Project	CO-RTE-PM	NEV - 49 - 11.1/13.3
	Location	In Nevada County, from La Bar Meadows Road to McKnight Way.
	Description	NB and SB Truck Climbing Lanes, 22' Median with Barrier, 10" Shoulders, 4 right right turn lanes at Crestview Drive, Smith Road, Bethel Church Way, and Wellswood Way and two at-grade access-controlled roundabout intersections at Wellswood Way and Smith Road.
	Funding Source	STIP - RIP (NCTC)
	Total Cost	\$157,900,000
	Planning	COMPLETE
	Environmental	COMPLETE
	Design	Target completion Spring 2025.
Construction	Construction is expected to begin Fall 2025. Target completion Winter 2028.	
3H510 Nev-49 Corridor Improvement Project (SHOPP)	CO-RTE-PM	NEV - 49 - 10.8/13.3
	Location	In Nevada County, from La Bar Meadows Road to McKnight Way.
	Description	Widen shoulders, construct two way left turn lane (TWLTL), SB right turn lane, and NB truck climbing lane.
	Funding Source	SHOPP - Safety (015)
	Total Cost	\$78,770,000
	Planning	COMPLETE
	Environmental	COMPLETE
	Design	Target completion Spring 2025.
Construction	Construction is expected to begin Fall 2025. Target completion Fall 2028.	
4H600 49 Safety Barrier	CO-RTE-PM	PLA - 49 - 8.7/10.6
	Location	In Placer County on Route 49 from 0.2 miles south of Lorenson Road to 0.4 miles north of Lone Star Road.
	Description	Construct concrete median barrier with roundabouts.
	Funding Source	SHOPP - Safety (010)
	Total Cost	\$26,340,000
	Planning	COMPLETE
	Environmental	COMPLETE
	Design	COMPLETE
Construction	Construction is expected to begin Spring 2024. Target completion Summer 2025.	

4J460 Pla 49 Pavement Rehab	CO-RTE-PM	PLA - 49 - 7.4/R8.9, R10.6/11.37/10.6
	Location	In Placer County on Route 49, from approximately 0.02 miles South of Dry Creek Rd. to approximately 0.4 miles South of Lorensen
	Description	Rehab Pavement, drainage systems, ground mounted signs, and pedestrian facilities
	Funding Source	SHOPP - Pavement Rehab (122)
	Total Cost	\$24,470,000
	Planning	COMPLETE
	Environmental	Winter 2026
	Design	Spring 2027
Construction	Begin Winter 2027. Completion Winter 2028.	
4J110 Nev 49 Evacuation	CO-RTE-PM	NEV - 49 - 2.1/9.8
	Location	In Placer County on Route 49 from 0.2 miles south of Lorensen Road to 0.4 miles north of Lone Star Road.
	Description	Add TWLTL, and Standard Shoulders
	Funding Source	SHOPP - Sustainability (999)
	Total Cost	\$68,200,000
	Planning	COMPLETE
	Environmental	Fall 2025
	Design	Winter 2026
Construction	Begin Summer 2027. Target completion Winter 2023.	

Interstate 80		
2H690 Slope Stabilization	CO-RTE-PM	NEV - 80 - 31.4/31.8
	Location	Near Truckee, 1.88 miles east of Farad UC (Br# 17-0064) to the Sierra County Line.
	Description	Rockfall Mitigation
	Funding Source	SHOPP - Roadway Preservation (150)
	Total Cost	\$8,730,000
	Planning	COMPLETE
	Environmental	COMPLETE
	Design	COMPLETE
Construction	Target completion Fall 2023.	
3H560 Yuba Pass SOH Bridge Replacemnt	CO-RTE-PM	NEV - 080 - 58.7 /60.2
	Location	In Nevada County near Emigrant Gap at the Yuba Pass Separation OH Bridges (Br#17-0023L/R).
	Description	Replace bridges, widen WB direction for truck climbing lane, install TMS elements and communications.
	Funding Source	SHOPP - Bridge Rehabilitation (110)
	Total Cost	\$101,780,000
	Planning	COMPLETE
	Environmental	COMPLETE
	Design	COMPLETE
Construction	Construction is expected to begin Summer 2024 Target completion Fall 2027.	
1H990 Soda Pavement Repair	CO-RTE-PM	VAR - VAR - VAR
	Location	In Placer and Nevada Counties near Soda Springs from Troy Rd UC to East of Soda Springs OC.
	Description	Rehabilitate Roadway, Construct truck climbing lane on EB I-80 direction, widen Jingvale UC, replace sign panels, upgrade lighting, TMS elements, and rehab drainage elements
	Funding Source	SHOPP -Pavement Preservation and Rehabilitation, Drainage System Restoration, Safety Signs and Lighting (121, 122, 151, 170)
	Total Cost	\$85,590,000
	Planning	COMPLETE
	Environmental	COMPLETE
	Design	COMPLETE
Construction	Construction is expected to Fall 2023. Target completion Summer 2027.	
3H580 Acid Flats	CO-RTE-PM	NEV - 080 - 27.60/28.50
	Location	In Nevada County near Floriston at Truckee River Bridges (Br#17-0063L/R).
	Description	Replace bridges, install fiber optic and RWIS.
	Funding Source	SHOPP - Bridge Rehabilitation and Replacement (110)
	Total Cost	\$74,535,000
	Planning	COMPLETE
	Environmental	Target completion Spring 2024.
	Design	Target completion Fall 2026.
Construction	Construction is expected to begin Spring 2027. Target completion Fall 2029.	

1H18U Rdway Rehab	CO-RTE-PM	NEV - 80 - 13.00/15.50
	Location	In Truckee from west of Donner Park OC (BR#17-0045) to Trout Creek UC (BR#17-0031).
	Description	Rehabilitate pavement and drainage systems, upgrade ADA facilities, guardrail, and TMS elements.
	Funding Source	SHOPP Pavement Rehabilitation (122)
	Total Cost	\$30,566,000
	Planning	COMPLETE
	Environmental	COMPLETE
	Design	COMPLETE
Construction	Target completion Fall 2023	
2H01U Rockfall Protection	CO-RTE-PM	NEV - 80 - 31.37/31.78
	Location	In Nevada and Sierra Counties from 1.9 miles east of Farad Undercrossing to the Sierra County line and from 1.3 miles east of the
	Description	Stabilize cut slope erosion and prevent rockfall by flattening the slope or installing a drapery system, concrete barrier, and drainage
	Funding Source	SHOPP - Roadway Preservation (150)
	Total Cost	\$13,813,000
	Planning	COMPLETE
	Environmental	COMPLETE
	Design	COMPLETE
Construction	Target completion Fall 2023	
2J910 Safety Improvements	CO-RTE-PM	NEV - 80 - 26.0/27.4
	Location	In Nevada County on Route 80 at Floriston
	Description	Grind existing concrete pavement, place polyester concrete overlay, groove existing concrete pavement, remove/repair concrete barrier
	Funding Source	SHOPP Safety Improvement (010)
	Total Cost	\$3,750,000
	Planning	COMPLETE
	Environmental	COMPLETE
	Design	COMPLETE
Construction	Target Winter 2023/ Target completion Fall 2024	
0J560 Drum Bay Drainage Restoration	CO-RTE-PM	NEV - 80 - Various
	Location	In Nevada County from west of Yuba Gap OC to Placer County line
	Description	Rehabilitate drainage systems and upgrade Transportation Management System (TMS) elements
	Funding Source	SHOPP Safety Improvement (151)
	Total Cost	\$15,390,000
	Planning	COMPLETE
	Environmental	COMPLETE
	Design	Fall 2024
Construction	Target Spring 2025 / Target completion Fall 2026	
3J790 Donner Summit Rest Area Restoration	CO-RTE-PM	NEV - 80 - R5.60/R5.60
	Location	In Nevada County on I-80 at the Donner Summit Safety Roadside Rest Area
	Description	Rehabilitate the existing irrigation and sewer system to extend the service life and minimize maintenance costs.
	Funding Source	SHOPP Safety Improvement (010)
	Total Cost	\$2,633,000
	Planning	COMPLETE
	Environmental	Summer 2025
	Design	Fall 2026
Construction	Target Spring 2027 / Target completion Summer 2028	

Highway 89		
1J170 CAPM & Drainage Improvements	CO-RTE-PM	PLA - 89 - 13.1/21.667
	Location	In Placer and Nevada Counties on Route 89, 9.0 miles south of Truckee from Truckee River Bridge (Br # 19-0032) to Junction of Route 80 in Truckee.
	Description	Class 2 pavement CAPM, rehabilitate drainage, upgrade ADA facilities, guardrail, and TMS elements.
	Funding Source	SHOPP - Roadway Preservation (121)
	Total Cost	\$13,940,000
	Planning	COMPLETE
	Environmental	Target completion Summer 2024.
	Design	Target completion Spring 2025.
Construction	Construction is expected to begin in Fall 2025. Target completion Fall 2026.	



MEMORANDUM

Date: November 8, 2023

To: Nevada County Transportation Commission

From: Alfred Knotts, Transportation Program Manager

Subject: Truckee Multi-Modal Transportation Program Fiscal Year 23/24 Update

Since the last update, the Town of Truckee (Town) has been working diligently on new and innovative transit initiatives, as well as project development on the Railyard Mobility Hub and other Multi-modal Capital Improvement Projects and Programs.

Updates on these items are highlighted below under each respective heading.

Truckee TART System Update

The Town's Tahoe Truckee Area Regional Transportation (TART) System consists of the Truckee Local fixed route, Dial-A-Ride/Complementary Americans with Disabilities Act paratransit service, as well as seasonal Night Service. In January 2023, the Town made the collective decision to suspend night service to Palisades/Olympic Valley indefinitely, due to very low ridership. The Town also made the decision to offer night service to Northstar Resort during the Summer and Winter seasons only, due to low ridership during the off-peak seasons. These decisions were supported by resort partners as well as our operating partners at Placer County and viewed as environmentally and fiscally responsible decisions.

The Town is excited to report that for FY 22/23 Truckee Local fixed route ridership saw an increase of 39% over FY21/22, serving 36,583 passengers. DAR service experienced an increase of 11%, serving 5,331 passengers. These numbers are a great representation of how the Town, along with its partners at Placer County, resorts, and the Truckee North Tahoe Transportation Management Association (TMA), continue to promote the Town and collective region's convenient, fare-free transit service to the community. And lastly, also a great key performance indicator of return on investment of Transportation Development Act funds allocated by the Nevada County Transportation Commission.

Microtransit Pilot Program- TART Connect Update

During the previous update, the Town had recently concluded its first Microtransit Pilot Program and was awaiting results from the Feasibility Study. The summer pilot program, which operated for 73 days from June 25, 2022, through September 5, 2022, served just shy of 19,000 passengers! This equates to over 50% of the overall annual Truckee Local and DAR ridership in just a three (3) month period. The Summer Pilot performance data demonstrated that Truckee TART Connect performed at a high level of transit productivity (i.e., cost per passenger, passengers per hour, passengers per day), and from a community support perspective, surveys

showed strong support for the Summer Pilot with customer satisfaction consistently ranked as “excellent.” Due to the overwhelming success of the summer pilot and community support, Town Council approved a Winter Pilot Program with extended hours to begin operating December 15th through April 2, 2023.

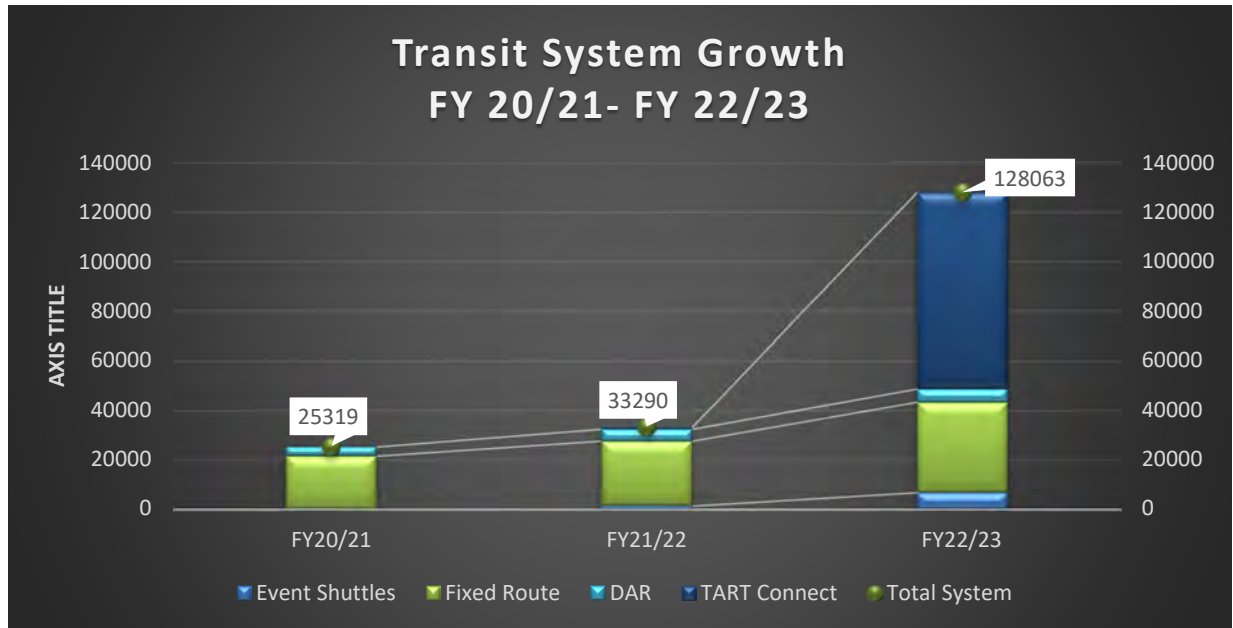
Both the Summer and Winter Pilot were funded by Town General Fund as well as funds from Truckee Special Service Area #1 (Tahoe Donner) and Truckee Special Service Area #5 (Glenshire/Devonshire), which are administered by the Town, as well as contribution from Tahoe Forest Hospital, Truckee-Tahoe Airport District, and Visit Truckee-Tahoe. Given the specificity of these funding sources, the service was limited to the following areas:

- Tahoe Donner and Tahoe Donner Marina
- Donner Pass Road Commercial Core, including Commercial Row
- Brockway Road and Truckee-Tahoe Airport
- Tahoe Forest Hospital
- Glenshire/Devonshire

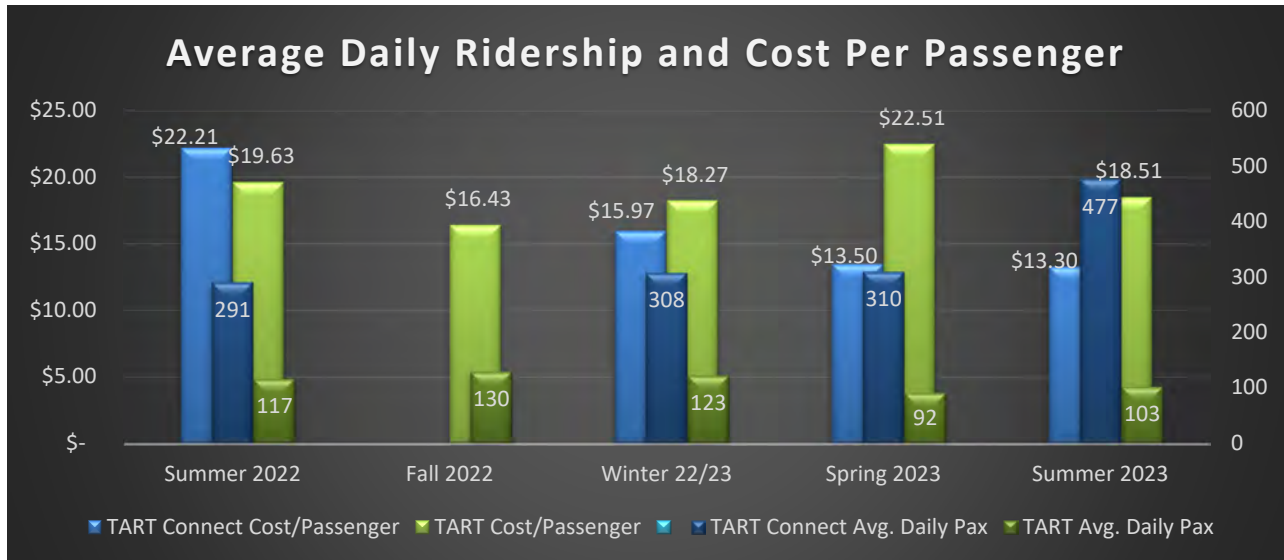
Throughout the Winter Pilot, it was clear that the program was again well-received and utilized by the community with an average daily ridership of 307 passengers per day, accounting for approximately 75% of the Town’s overall transit system ridership. Given this continued success, Town Council voted to approve an extension of the pilot to last throughout the end of the fiscal year. As part of this action, Town Council elected to fund the majority of this service with Town funds as to eliminate any funding restrictions associations with the “color of money” which allowed for the service to be expanded to cover Town limits in its entirety.

Finally, as part of the FY 23/24 budgeting process, the Town Council also approved a year-long pilot to operate from July 1, 2023, through June 30, 2024 from 6:30 A.M to 10:00 P.M during off-peak seasons and from 6:30 A.M. – 12:00 A.M during summer and winter peak seasons. During the peak summer season, the average daily ridership was 476 passengers per day. The pilot program is currently in its first Fall season and has been maintaining an average of about 407 passengers per day since Labor Day. This ridership data of high demand during off-peak season demonstrates that the service is effectively serving both visitors and residents.

Throughout the nearly nine full months of its operation in FY22/23, TART Connect served just shy of 80,000 passengers, bringing the full Truckee Transit system’s ridership up 285% over FY21/22 ridership to approximately 128,000 passengers.



Throughout the various pilot programs, the Town has been able to work with the contractor to monitor driver schedules, areas and hours of operation, and wait times, in order to ensure a proper balance that meets the needs of the community. The cost per passenger has decreased from about \$22.21 per passenger during the initial Summer Pilot to an average of \$13.30 per passenger during this past summer, July through September 2023. The shared ride percentage has increased from approximately 29% during the initial Summer Pilot to an average of about 54%.



BCycle Electric Pedal Assist Bike Share Program Update

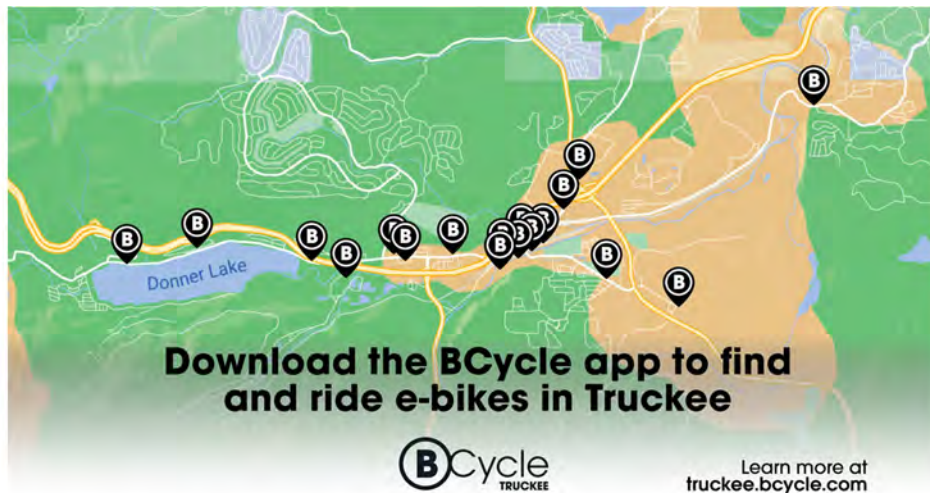
During FY21/22, the Town embarked on a journey to incorporate multi-modal, alternative transportation options into the transit system in Truckee. Town staff issued a Request for Proposals in November 2021 and identified BCycle as the most qualified vendor to provide E-Bike Share program services for the Town. Initially, we hoped to launch the program in the Summer of 2022, but due to a variety of supply-chain issues, the timeline was pushed back.

On June 29th, 2023, the Town, in partnership with BCycle (a subsidiary of Trek Bicycles), launched the pedal assist e-bike share program as an alternative mobility option. The program helps provide easy, fun, and affordable transportation options to residents, visitors, and anyone looking to get a little fresh air on their commute or errands. This initial phase features 50 pedal-assist electric bikes, available at over 100 docking stations all the way from the West End of Donner Lake to the Glenshire Legacy Trailhead.



Figure 1: BCycle Ribbon Cutting, June 29, 2023

Below is a snapshot of the summer 2023 BCycle locations as well as the most popular stations for checkout and return.



Most popular for bike checkout:

- 1. Glenshire Legacy Trailhead**
- 2. 50/50 Brewery Bus Stop**
- 3. Donner Lake Boat Launch**

Most popular for bike return:

- 1. Glenshire Legacy Trailhead**
- 2. 50/50 Brewery Bus Stop**
- 3. Donner Lake Boat Launch**

In less than four months, over 3,165 trips were made equating to over 20,000 miles ridden on the bikes, enough to bike the US coast to coast almost 7 times over! And in keeping with our Town's sustainability goals, the carbon offset during this short time frame was approximately 19,231 pounds of carbon emissions kept out of our clean Truckee air. As a seasonal program, the bikes were available for use through the end of October and are now in storage for the winter. Next Spring, the bikes and stations will be put back into service as weather allows, which is tentatively scheduled for early May 2024.

“Keep Truckee Moving”: Transit System Expansion and Electrification Update

The Town has been awarded \$4.437 million through the California State Transportation Agency's Transit and Intercity Rail Capital Program for our Keep Truckee Moving: Expansion and Electrification Project. The Keep Truckee Moving Project includes Phase 2A and Phase 2B of the Railyard Mobility Hub (discussed below), as well as the purchase of zero emission, battery electric vehicles to be used in the Town's Transit Fleet. The project also includes the procurement of on-demand ride-booking technology for use in current and future transit services, such as microtransit and paratransit. This award is instrumental in allowing the Town to begin its transition to a zero emission Transit Fleet.

Railyard Mobility Hub Update

As the Commission is aware, the Transit Center Relocation Feasibility Study was completed in October 2020 resulting in the identification of the “North Balloon Parcel” as the preferred site.

During the previous update, the Town was in the process of purchasing the parcel. Since then, Phase 1 design was completed in May, and the project was put out to bid shortly thereafter. Construction began at the end of July and includes all of the civil work including but not limited to the following:

pavement for circulation, transit vehicle pull outs for both micro and mass transit vehicles, conduit to support electric vehicle charging and real time transit vehicle location information, space for future public art installation, curb and gutter and pedestrian circulation, drainage, transit shelters, landscaping, and other passenger amenities such as restrooms, bike racks and “fix-it stations,” shade structures and benches. At the time of preparing this communication, Phase 1 is nearly complete, waiting only on the completed construction of three transit shelters and one prefabricated bathroom, expected to be complete before Spring 2024.



Figure 2: Groundbreaking Ceremony, August 7, 2023

The Town expects to begin utilizing the new Mobility Hub on a limited basis beginning this winter with comprehensive rerouting planning being completed as part of Short Range Transit Plan update currently underway by NCTC and in partnership with the Town.



Figure 3: Early Construction, August 3, 2023



Figure 4: Mid-Project, September 15, 2023



Figure 5: October 6, 2023



Figure 6: October 26, 2023

The design for Phase 2A is expected to begin this Fall, with a projected construction start date in Spring/Summer next year. Phase 2A includes a parking lot adjacent to the east side of the Mobility Hub facility along with the necessary infrastructure for electric vehicle charging stations. Phase 2A of this project will allow the Town to complete the first step of transitioning its fleet to zero emissions. These chargers will also be available for use by the public, as well as other transit agencies.

Phase 2B includes an enclosed, climate-controlled transit center structure that will house a passenger waiting area, driver breakroom, as well as cameras for security, heated sidewalks for safety in the winter, final streetscape amenities, and public common areas complemented by public art as well as historical, cultural, and environmental educational and interpretative opportunities. Design has not yet begun on this Phase, and due to the Town's capacity for capital projects, it is expected that construction for this phase will not commence until at least 2025.

Keep Truckee Moving: Expansion and Electrification; Phase 2: Transit Charging and Operations Facility

The Transit Charging and Operations Facility was approved as a Capital Improvement Project during the Town's FY 23/24 budget process. This project, considered Phase 2 of Keep Truckee Moving, will construct a dedicated transit specific facility that will be the keystone in facilitating the Town of Truckee's path toward electrification as well as overall service expansion. This Facility will be located at the existing Public Service Center, where the Town's Fleet Maintenance Facility is located, and will include electric vehicle charging infrastructure, administrative office space for daily operations and dispatching, and climate-controlled storage for the transit fleet, including space for regional partners such as Placer County.

The California State Transportation Agency recently released guidelines on the SB 125 program, which allocates over \$12 million to our region's transportation system through NCTC. The Town has requested \$6.167 million to fund approximately 66.5% of the total project cost, with the remaining 33.5% funded through other future eligible state and federal sources. The Town will pursue all potential funding sources and incentive programs to cover the remaining project cost through State and Federal programs, such as the FTA 5339 program, the Local Partnership Program, and future TIRCP Cycles.

With the CEQA analysis already complete, the Town's next steps are to subdivide the parcel as to create a standalone parcel for this facility, conduct an appraisal, and complete the NEPA analysis. This approach is necessary to avoid "federalizing" the entire Public Service Center site and to make the Project eligible for future federal funding, leveraging the appraised value of the land as local match. These phases are all expected to occur in parallel with each other beginning in July 2024. The Town will also need to procure an Architectural/Engineering (A/E) firm to re-evaluate the existing preliminary design and complete final design by the Spring of 2026. Once final design is complete, the Town will put the project out to bid with an estimated construction start date in Summer 2026. Based on the construction timeline of the previous phase, the construction of this project is expected to require two (2) construction seasons with project completion tentatively scheduled for late Fall 2027. This assumes no major delays in the project development process, especially those associated with NEPA clearance which will require Federal Transit Administration approval.

Other Multi-modal Projects and Programs

Truckee River Legacy Trail Phase 4



Figure 7: October 12, 2023

West River Streetscape Improvements



Figure 8: October 26, 2023

Church Street Extension and Roundabout and Trout Creek Restoration



Figure 9: October 26, 2023

Coldstream Roundabout



Figure 10: September 2022

Public Art in Public Right-of-Way



Figure 11: August 2023

The piece relates to this historic passageway that winds beside pedestrians, cyclists, and motorists, towards the center of Truckee as highlighted by the concentric circular metal component. The artists pay tribute to those who have gone before us, setting a “Path” for present and future observance of this treasured place.



Figure 12: October 17, 2023

New Donner Lake sculpture, crafted from an unconventional source: a heap of trash retrieved from the depths of Donner Lake. A fish form emerged from the debris pile, fashioned from an amalgamation of anchors, sunglasses, boat bumpers, buoys, and traffic cones.

Thank you for the opportunity to provide this update and I look forward to answering any questions you may have. Should you wish to contact me in advance of the meeting, I can be reached via email at aknotts@townoftruckee.com or via phone at (530) 582- 2489.

It's a pleasure working with the Commission and all the wonderful and knowledgeable NCTC staff. On behalf of the Town, we thank you for all of your support, collaboration, and guidance.